

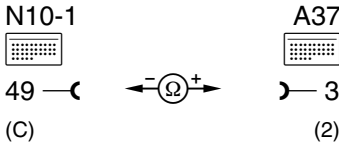



Electrical Test Program – Test

⇒		Test scope	Test connection	Test condition	Nominal value	Possible cause/Remedy
1.0		RHR unlocking circuit		Rear head restraints extended. Ignition: ON RHR unlocking switch (S6/1s3): Press switch:	Rear head restraints retract.	Wiring, ⇒ 1.1, 23 PSE ⇒ 1.0–8.0, 23 PSE/CL ⇒ 1.0, 2.1 23 ⇒ 1.0–3.0, 32 ⇒ 1.0, 33 PSE ⇒ 4.0, Combination control module (N10-1), PSE control module (A37).
1.1		RHR unlocking switch (S6/1s3)	 <p>N10-1 49 —(C) A37 3 (2)</p>	Disconnect combination control module (N10-1) from  . S6/1s3: Rest position S6/1s3: Hold pressed	>20 kΩ approx. 760 Ω	Wiring, S6/1s3, S6/1s2