

#### Diagnosis – Recalling Actual Values with HHT

The following tests and activations are possible **via the Hand-Held Tester**.

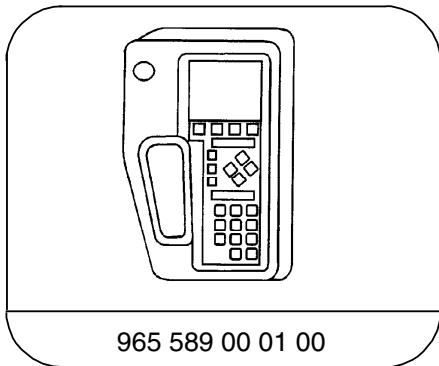
##### Actual values (functional condition)

- Interior switch (CL) (S6/1s2)
- RHR unlocking switch (S6/1s3)
- Left front door switch (S17/3)
- Right front door switch (S17/4)
- Remote trunk release switch (S15)
- Remote trunk release active status
- REST activated

##### Preparation for Test:

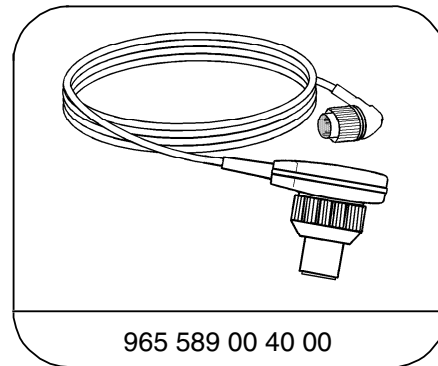
1. Fuses PSE system and PSE control module ok,
2. Battery voltage 11 – 14 V.
3. Ignition: **ON**
4. Connect the Hand-Held Tester (HHT) to X11/4, according to diagram, see section 0.

##### Special Tools



965 589 00 01 00













Hand-Held-Tester














965 589 00 40 00

Test cable

#### Electrical Test Program – Test Actual Values

⇒		Test scope	Test connection	Test condition	Nominal value	Possible cause/Remedy
1.0		Interior switch (CL): <b>open</b>		Interior switch (CL): press: close not pressed	ON OFF	23 PSE/CL ⇒ 1.0
2.0		Interior switch (CL): <b>close</b>		Interior switch (CL): press: open not pressed	ON OFF	23 PSE/CL ⇒ 1.0
3.0		RHR switch (model 210 sedan only)		RHR switch: pressed not pressed	ON OFF	23 PSE/RHR ⇒ 1.0
4.0		Left front door switch		Left front door switch: pressed not pressed	ON OFF	23 PSE/CL ⇒ 2.0
5.0		Right front door switch		Right front door switch: pressed not pressed	ON OFF	23 PSE/CL ⇒ 3.0
6.0		<b>Non-USA vehicles only, continue to next test step.</b>				

#### Electrical Test Program – Test Actual Values

⇒		Test scope	Test connection	Test condition	Nominal value	Possible cause/Remedy
7.0		RTR switch (model 210 sedan only)		RTR switch:  pressed not pressed	ON OFF	23 PSE/RTR ⇒ 1.0
8.0		RTR switch “activated“ (model 210 sedan only)			YES NO	23 PSE/RTR ⇒ 1.0
9.0		<b>REST</b> function		Pushbutton <b>REST</b> in N22 or N19/1:  illuminated not illuminated	ON OFF	D.M., Climate Control, 3.5, 23 ⇒ 22.0
10.0		Lock switch circuit 1		Vehicle locks press IR transmitter button –	ON OFF	4.5 23 ⇒ 8.0 4.7 23 ⇒ 14.0
11.0		Lock switch circuit 2		Vehicle unlocks press IR transmitter button –	ON OFF	4.5 23 ⇒ 9.0 4.7 23 ⇒ 15.0