

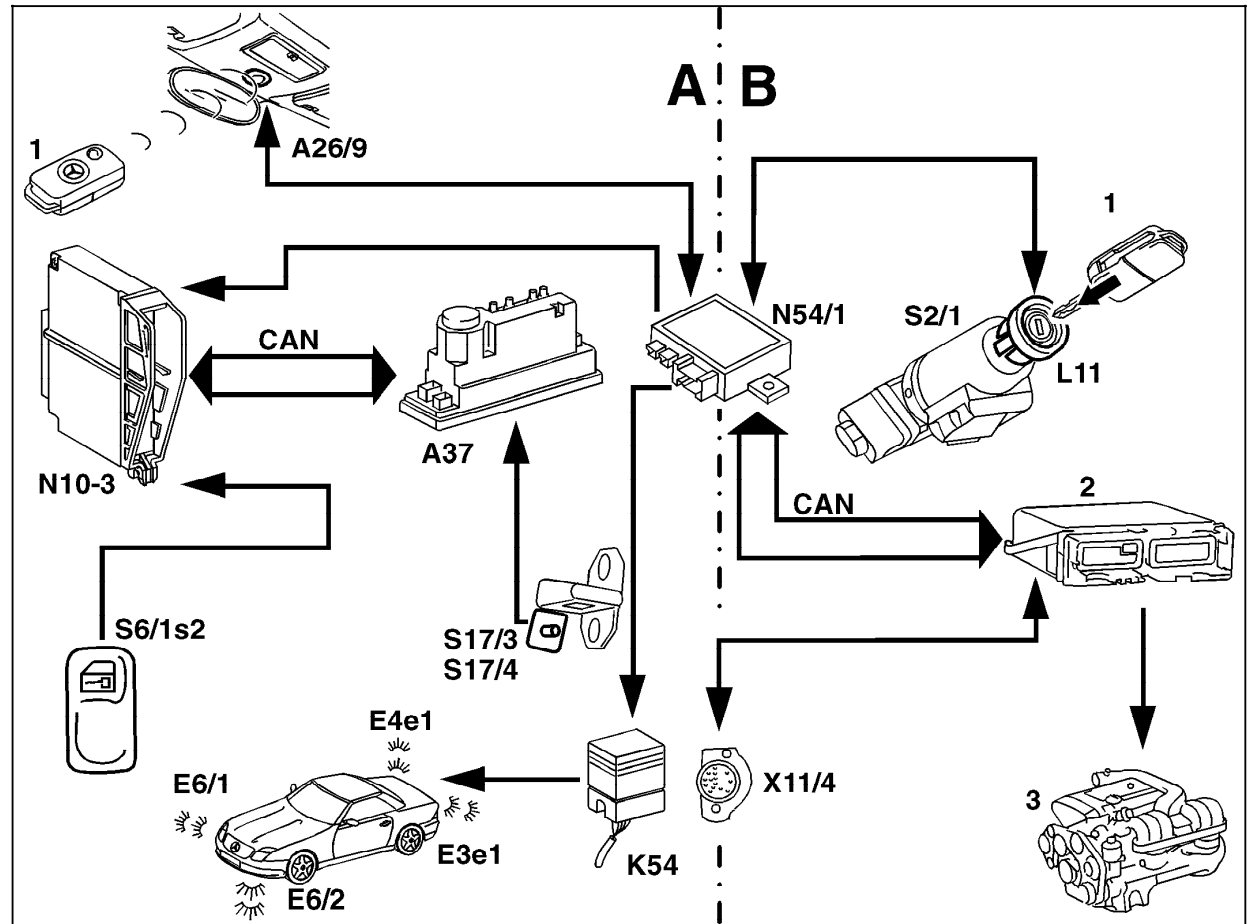
#### Electrical Test Program – Connection of Components

#### Model 170

Figure 1

- A IR transmitter for CL
- B DAS 2 (Activation of motor electronics via transponder)

- A26/9 RCL receiver (roof frame)
- A37 PSE control module, combined functions
- CAN Control-Area-Network
- E3e1 Turn signal lamp
- E4e1 Turn signal lamp
- E6/1 Left turn signal lamp
- E6/2 Right turn signal lamp
- K54 Locking cofirmation relay module
- L11 Coil for transponder
- N10-3 Combination control module
- N54/1 IR DAS control module
- S2/1 Ignition/starter switch
- S6/1s2 Interior switch (CL)
- S6/1s3 RHR unlocking switch
- S17/3 Left front door switch
- S17/4 Right front door switch
- X11/4 Data link connector (DTC readout)
- Y65/3 RTR control valve (CL)
- 1 IR transmitter
- 2 Engine control module
- 3 Engine



P80.20-0308-06

#### Electrical Test Program – Connection of Components

Model 210 up to 05/96  
(sedan shown)

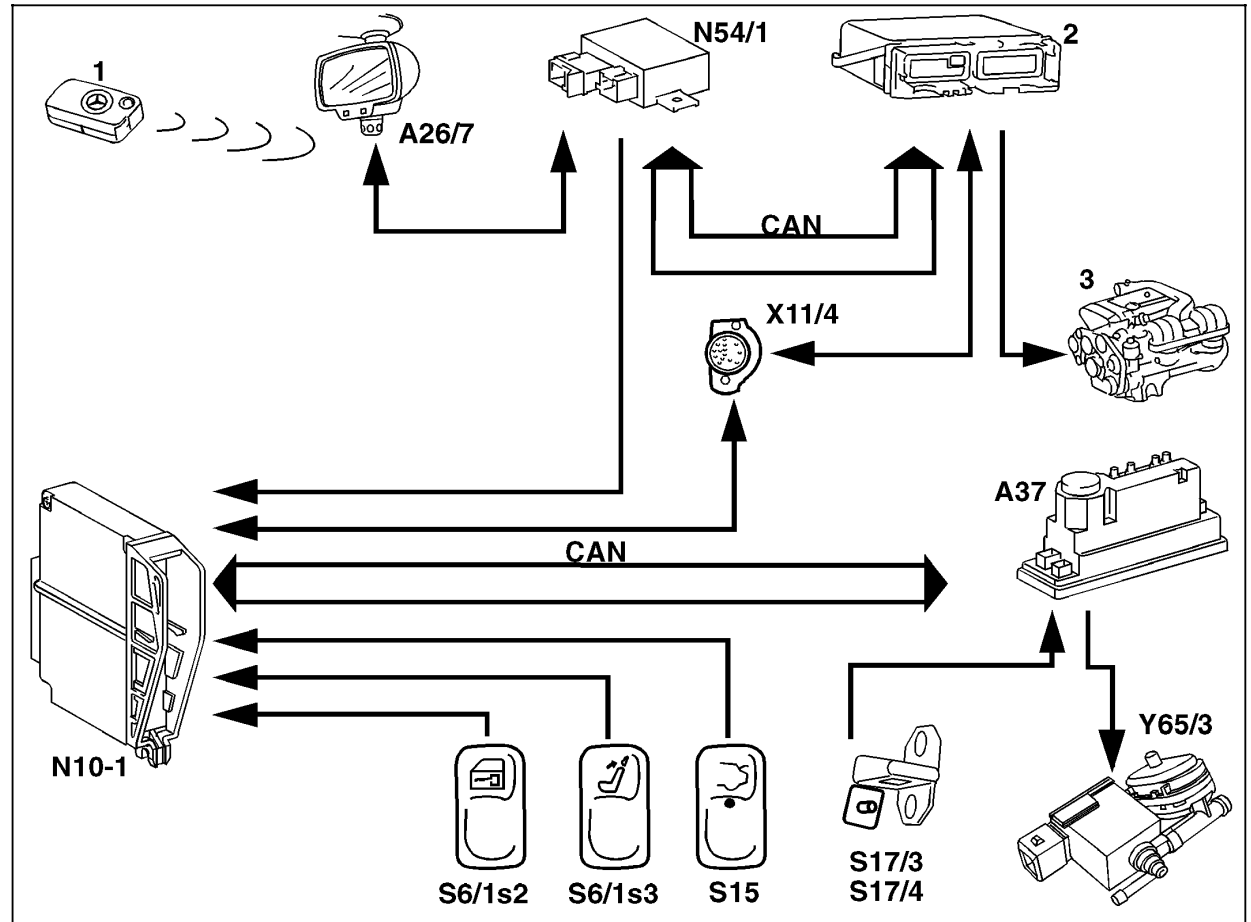


Figure 2

- A26/7 RCL receiver (interior rearview mirror)
- A37 PSE control module, combined functions
- CAN Control-Area-Network
- N10-1 Combination control module
- N54/1 IR DAS control module
- S6/1s2 Interior switch (CL)
- S6/1s3 RHR unlocking switch
- S15 Remote trunk lid switch (CL)
- S17/3 Left front door switch
- S17/4 Right front door switch
- X11/4 Data link connector (DTC readout)
- Y65/3 RTR control valve (CL)
- 1 IR transmitter with transponder
- 2 Engine control module
- 3 Engine

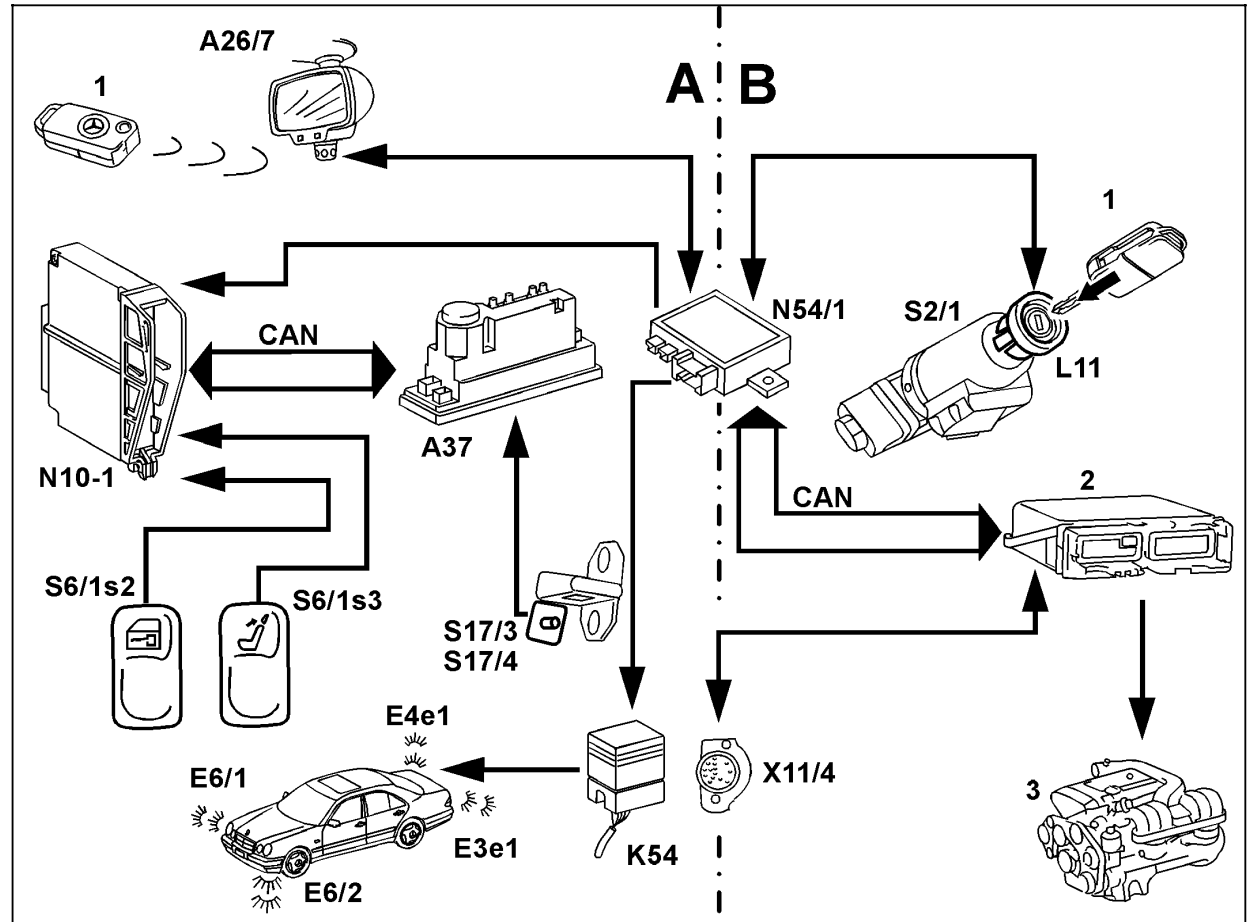
U80.20-0309-06

#### Electrical Test Program – Connection of Components

**Model 210 as of 06/96**  
(sedan shown)

Figure 3

- A IR transmitter for CL
- B DAS 2 (Activation of motor electronics via transponder)
  
- A26/7 RCL receiver (interior rearview mirror)
- A37 PSE control module, combined functions
- CAN Control-Area-Network
- E3e1 Turn signal lamp
- E4e1 Turn signal lamp
- E6/1 Left turn signal lamp
- E6/2 Right turn signal lamp
- K54 Locking cofirmation relay module
- L11 Coil for transponder
- N10-1 Combination control module
- N54/1 IR DAS control module
- S2/1 Ignition/starter switch
- S6/1s2 Interior switch (CL)
- S6/1s3 RHR unlocking switch
- S15 Remote trunk lid switch (CL)
- S17/3 Left front door switch
- S17/4 Right front door switch
- X11/4 Data link connector (DTC readout)
- Y65/3 RTR control valve (CL)
  
- 1 IR transmitter with transponder
- 2 Engine control module
- 3 Engine



P80.20-0310-06