






Electrical Test Program – Test

⇒		Test scope	Test connection	Test condition	Nominal value	Possible cause/Remedy
1.0		RHR unlocking circuit		Rear head restraints extended. Ignition: ON RHR unlocking switch (S6/1s3): Press switch:	Rear head restraints retract.	Wiring, ⇒ 1.1, 32 PSE/RHR ⇒ 1.0, 32 PSE ⇒ 8.0, Signal pick-up and activation module (SAM) (N10/1), PSE control module (A37).
1.1		RHR unlocking switch (S6/1s3)	<p>N10/1 6 —  ←  →  (1)</p>	<p>Disconnect connector 1 from N10/1.</p> <p>S6/1s3: Rest position</p> <p>S6/1s3: Hold pressed</p>	<p>>20 kΩ</p> <p>approx. 760 Ω</p>	Wiring, S6/1s3, S6/1s2