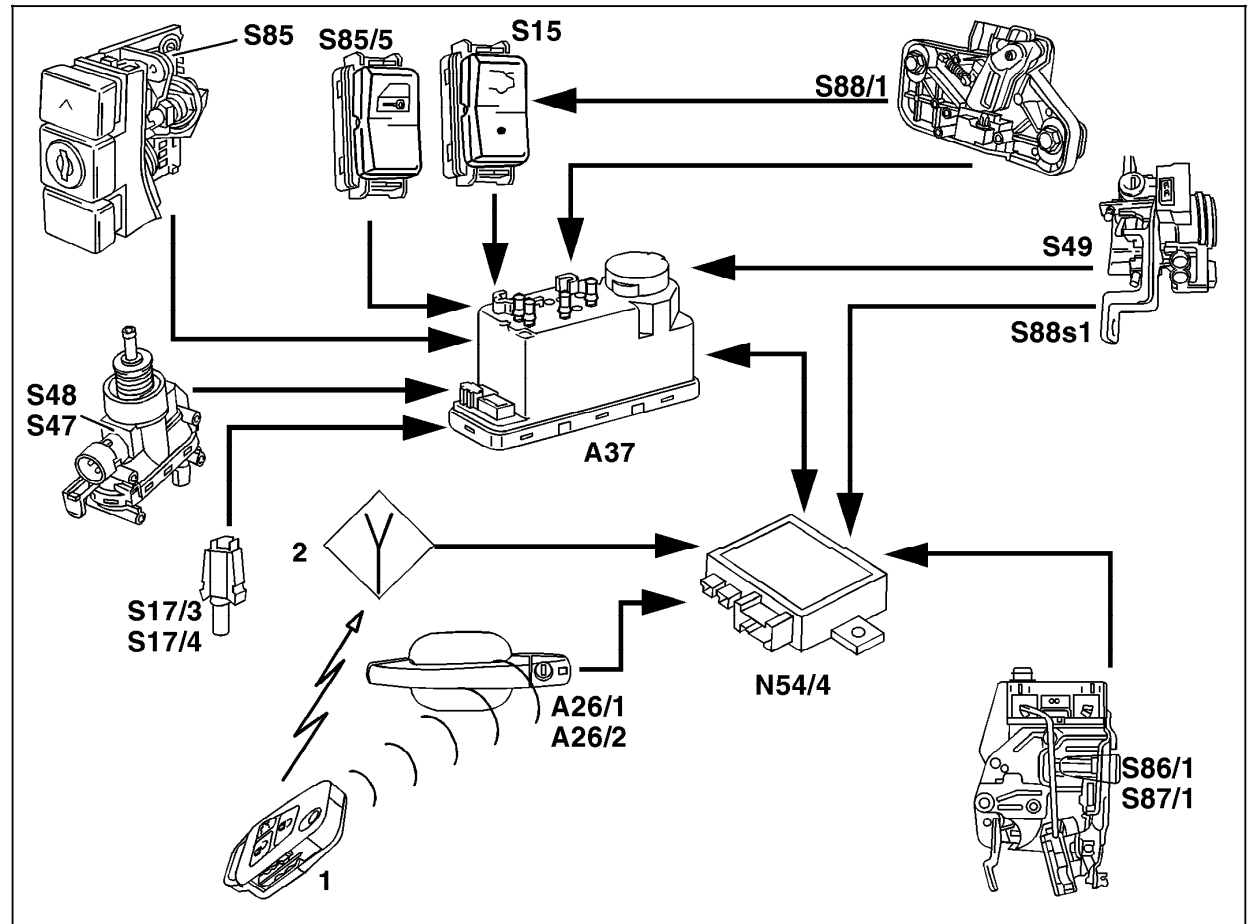


Electrical Test Program – Connection of Components

Model 129

Figure 1

- A26/1 Left front door IR receiver
- A26/2 Right front door IR receiver
- A37 PSE control module, combined functions
- N54/4 DAS radio frequency/infrared control module
- S15 Remote trunk release
- S17/3 Left front door switch
- S17/4 Right front door switch
- S47 Left door actuator
- S48 Right door actuator
- S49 Trunk lid lock actuator
- S85 CL interior control switch
- S85/5 CL interior control switch
- S86/1 Left front door lock switch (CF) (only USA J)
- S87/1 Right front door lock switch (CF) (only USA J)
- S88/1 Rotary tumbler/trunk lid microswitch
- S88s1 ATA/CF microswitch (only USA J)
- 1 Transmitter key
- 2 Antenna



P80.20-0451-06

Electrical Test Program – Connection of Components

Model 140

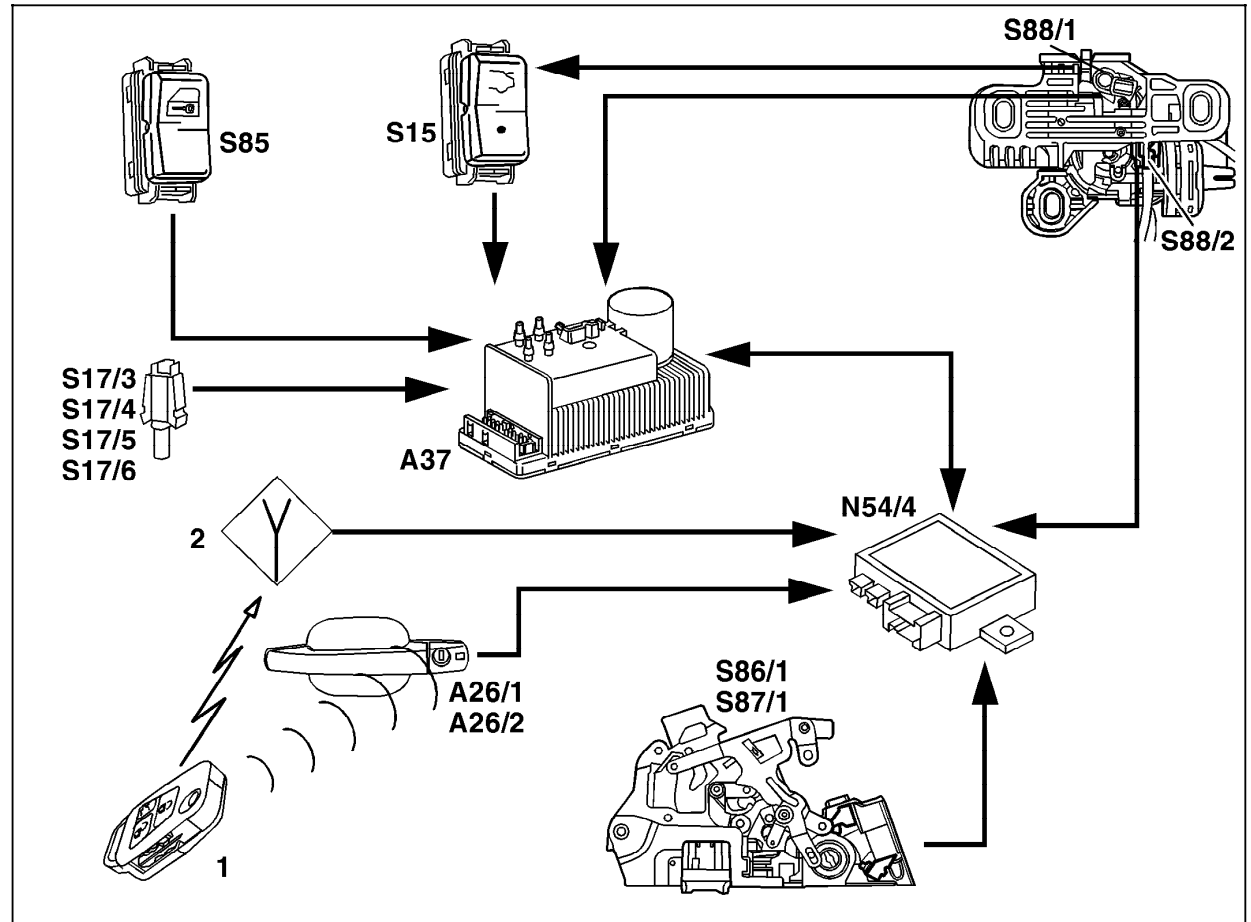


Figure 2

- A26/1 Left front door IR receiver
- A26/2 Right front door IR receiver
- A37 PSE control module, combined functions
- N54/4 DAS radio frequency/infrared control module
- S15 Remote trunk release
- S17/3 Left front door switch
- S17/4 Right front door switch
- S17/5 Left rear door switch
- S17/6 Right rear door switch
- S85 CL interior control switch
- S86/1 Left front door lock switch (CF) (only USA J)
- S87/1 Right front door lock switch (CF) (only USA J)
- S88/1 Rotary tumbler/trunk lid microswitch
- S88/2 Trunk lid lock switch (CF) (only USA J)
- 1 Transmitter key
- 2 Antenna

P80.20-0452-06

Electrical Test Program – Connection of Components

Model 170

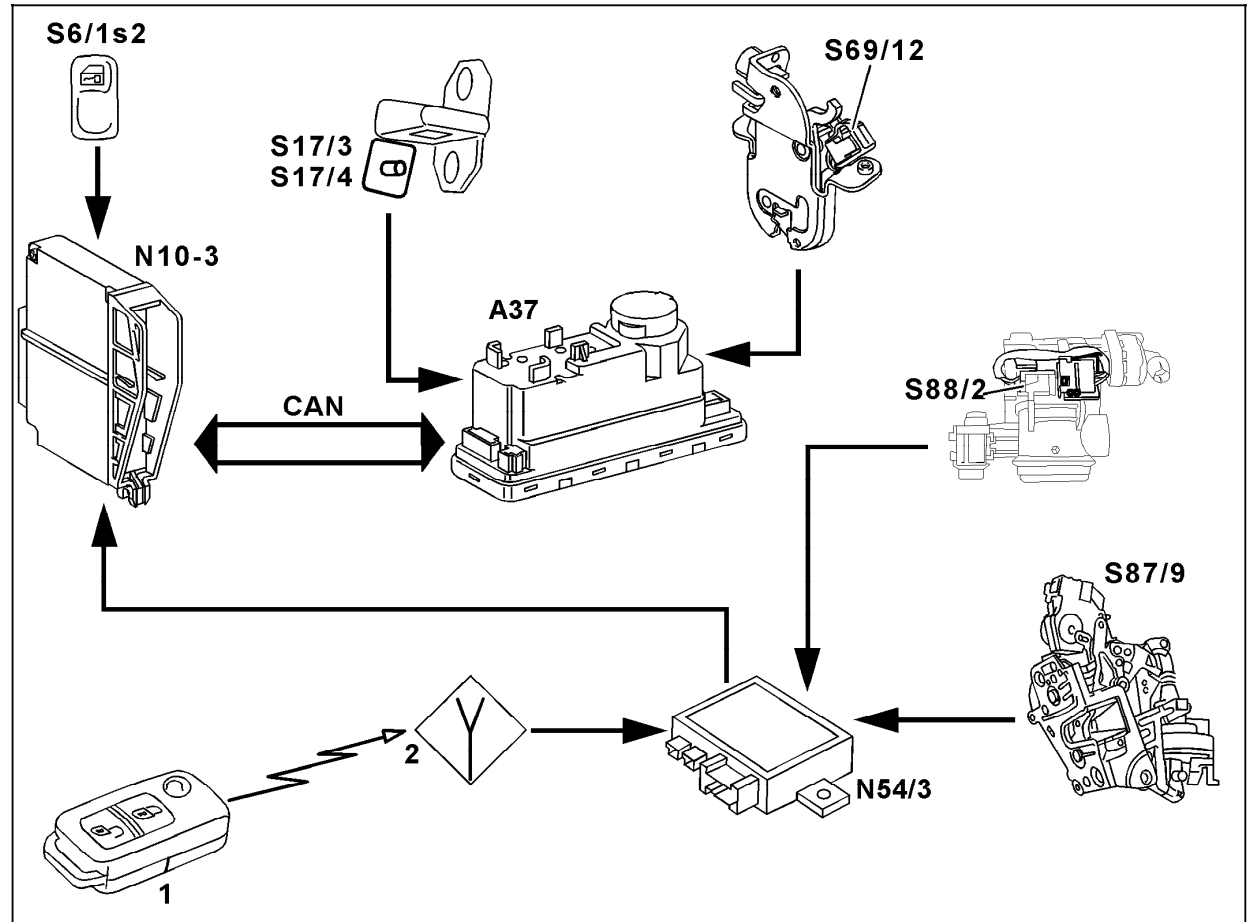


Figure 3

- A37 PSE control module, combined functions
- CAN Control-Area-Network
- N54/3 Radio frequency DAS control module
- N10-3 Combination control module
- S6/1s2 Interior switch (CL)
- S17/3 Left front door switch
- S17/4 Right front door switch
- S69/12 Rotary latch selector switch, trunk lock/trunk illumination
- S87/9 Left front door lock switch (CL) (only USA J)
- S88/2 Trunk lid lock switch (CF) (only USA J)
- 1 Transmitter key
- 2 Antenna

P80.20-0453-06