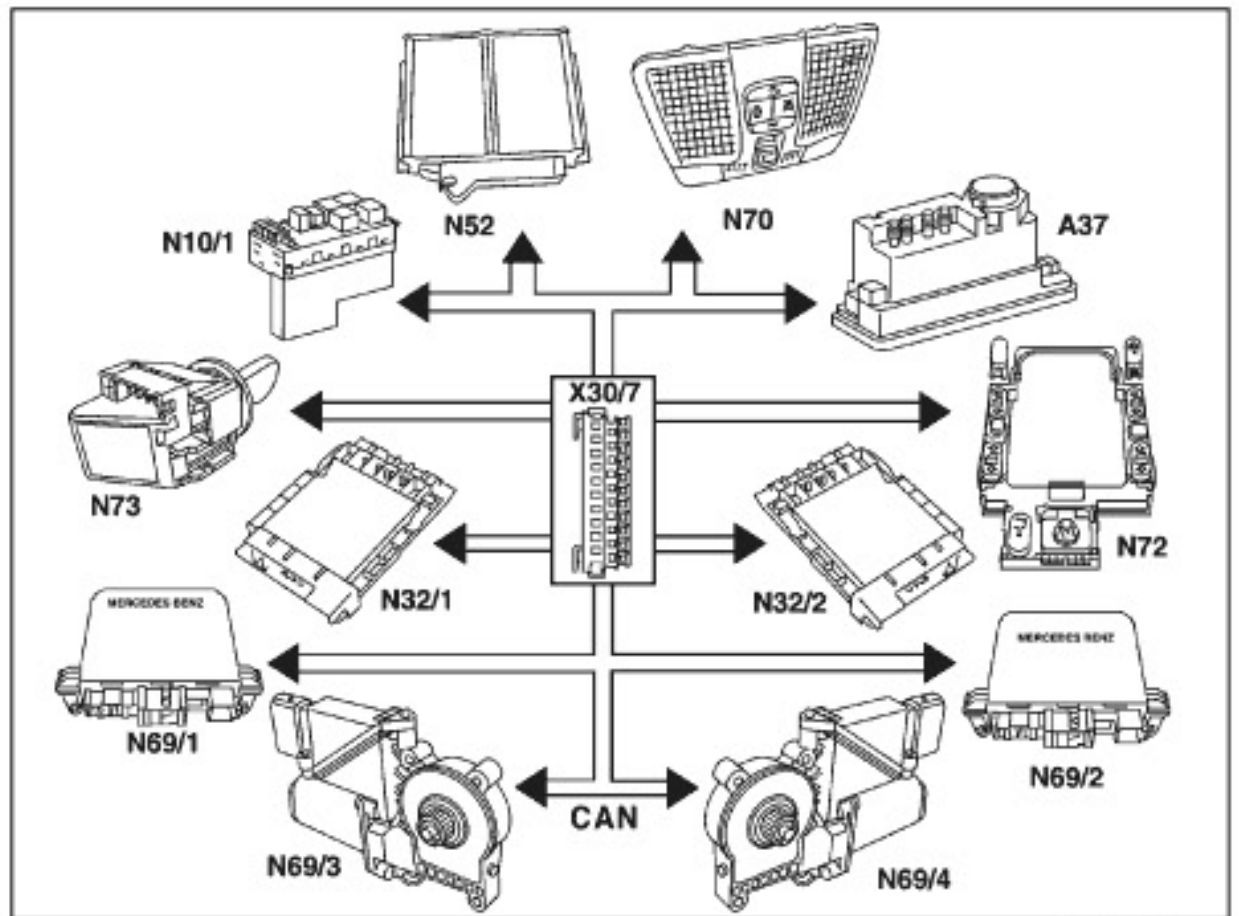


Figure 1


- A37 PSE control module
- CAN Control Area Network
- N10/1 Signal pick-up and activation module (SAM) left front
- N32/1 Left front ESA control module (with memory)
- N32/2 Right front ESA control module (with memory)
- N69/1 Front driver-side door control module
- N69/2 Front passenger-side door control module
- N69/3 Rear driver-side door control module
- N69/4 Rear passenger-side door control module
- N70 Roof control panel control module
- N72 Lower control field control module
- N73 Electronic ignition lock control module
- X30/7 Star point coupler databus (CAN) tie-in connector



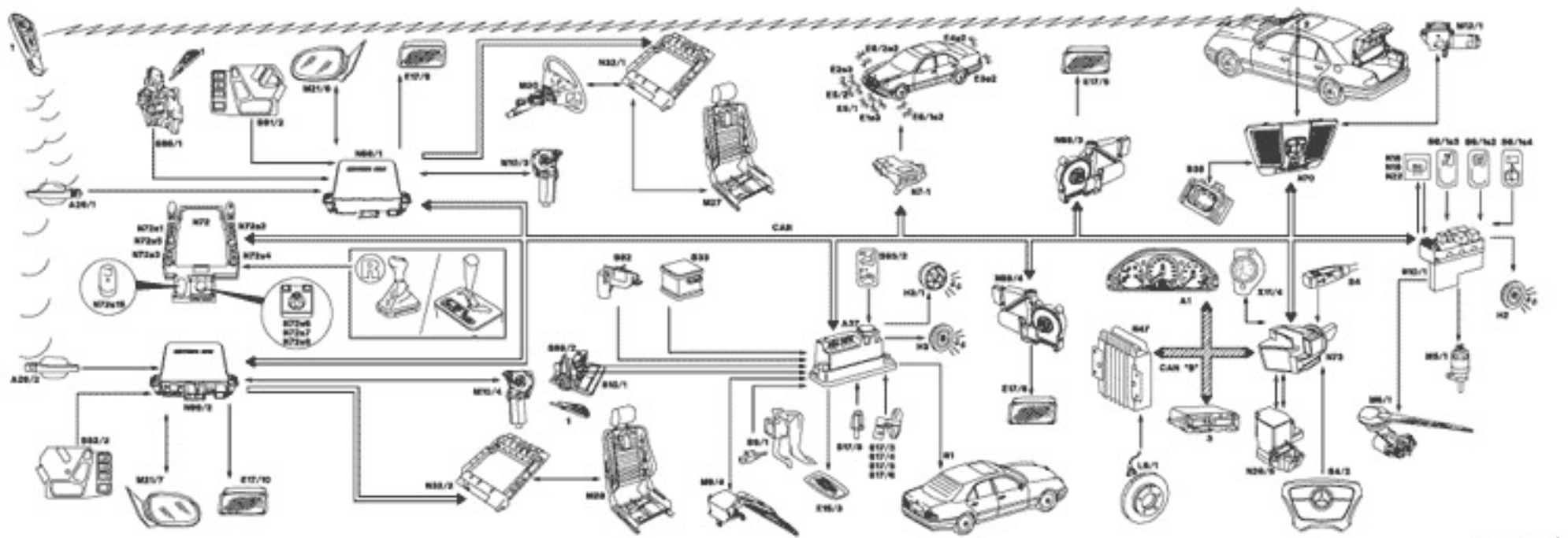
P54.21-0235-06

Figure 2

- A37 PSE control module
- A7/5 Roll bar hydraulic unit (power soft top)
- A7/5k1 Hydraulic unit relay
- A7/5m1 Motor
- N52 Roll bar/power soft top control module
- Y56/2 Soft top control valve block (7 connections)
- a Manually switchable check valve for emergency operation of soft top



P77.37-2007-11



W.02-0-001-00

A1	Instrument cluster	24G
A28/1	Left front door IR receiver unit	2E
A28/2	Right front door IR receiver	1H
A37	PSE control module	18G
B33	ATA tow sensor	15F
B38	Rain sensor	25D
CAN	Controller Area Network	16E
CAN "B"	Controller Area Network "B"	24H
E1e3	Marker lamp	18C
E2e3	Marker lamp	17B
E3e2	Tail/parking lamp	20B
E4e2	Tail/parking lamp	20A
E5/1	Left fog lamp	17C
E5/2	Right fog lamp	17B
E6/1e2	Side marker lamp	19C
E6/2e2	Side marker lamp	18A
E15/3	Rear dome lamp	17L
E17/5	Left rear entrance/exit lamp	22B
E17/6	Right rear entrance/exit lamp	21H
E17/9	Left front entrance/exit lamp	9B
E17/10	Right front entrance/exit lamp	5K

H2	Fanfare horns	31G
H3	Alarm horn	19G
H3/1	Alarm siren with auxiliary battery	19F
L6/1	Left front VSS	24K
M5/1	Windshield washer pump	29H
M6/1	Wiper motor	28J
M6/4	Rear window wiper motor	15K
M10/3	Left front power window motor	11D
M10/4	Right front power window motor	10H
M12/1	Sliding/pop-up roof	30A
M20	ESC motor	11B
M21/6	Left outside rearview mirror	7B
M21/7	Right outside rearview mirror	3K
M27	Left front ESA motor group (with memory)	15E
M28	Right front ESA motor group (with memory)	12K
N7-1	Lights control module	19D
N10/1	Signal pickup- and activation module (SAM) left front	29F
N18	Automatic heater pushbutton control module	29D
N19	Air conditioning pushbutton control module	29D
N22	A/C pushbutton control module	29D
N26/5	Electronic steering locking control module	26K

N32/1	Left front ESA control module (with memory)	13B
N32/2	Right front ESA control module (with memory)	9K
N47	Traction system control module	23G
N69/1	Front driver side door control module	8D
N69/2	Front passenger side door control module	4J
N69/3	Rear driver-side door control module	22C
N69/4	Rear passenger-side door control module	21F
N70	Roof control unit control module	27D
N72	Lower control field control module	5E
N72s1	Left front power window switch	3E
N72s2	Right front power window switch	5E
N72s3	Left rear power window switch	3F
N72s4	Right rear power window switch	6F
N72s5	Child safety lock switch	3E
N72s6	Outside mirror-vertical adjustment	6G
N72s7	Outside mirror-horizontal adjustment	6G
N72s8	Outside mirror-left/right	6G
N72s15	RTR switch	3G
N73	Electronic ignition-starter switch (EIS) control module	27H
R	Reverse gear	8F
R1	Rear window defroster element	20K

S4	Combination switch	28F
S4/2	Horn switch	27K
S6/1s2	Interior switch (CL)	30C
S6/1s3	RHR unlocking switch	29C
S6/1s4	Tailgate window wiper switch	31C
S8/1	Stop lamp switch (4-pole)	16J
S15/1	Trunk release switch	13H
S17/3	Left front door switch	18J
S17/4	Right front door switch	18K
S17/5	Left rear door switch	18K
S17/6	Right rear door switch	18K
S17/8	Trunk lamp switch	18J
S62	Engine hood switch (ATA)	13F
S85/2	ATA status/towing/interior protection switch	18F
S88/1	Left front door lock switch (CF)	4C
S88/2	Trunk lid lock switch (CF)	12G
S91/2	Left front door ESA switch group (with memory)	6C
S92/2	Right front door ESA switch group (with memory)	2J
X11/4	Diagnostic data link connector	26F
1	Keys	1A, 5A, 12J
2	Antenna	27A
3	Engine control module	25J