

Electrical Test Program – Component Locations

Model 129 with ME-SFI

Note:

Mechanical lock cylinders are located on left door and trunk lid only.

A mechanical lock cylinder is not located on the right door.

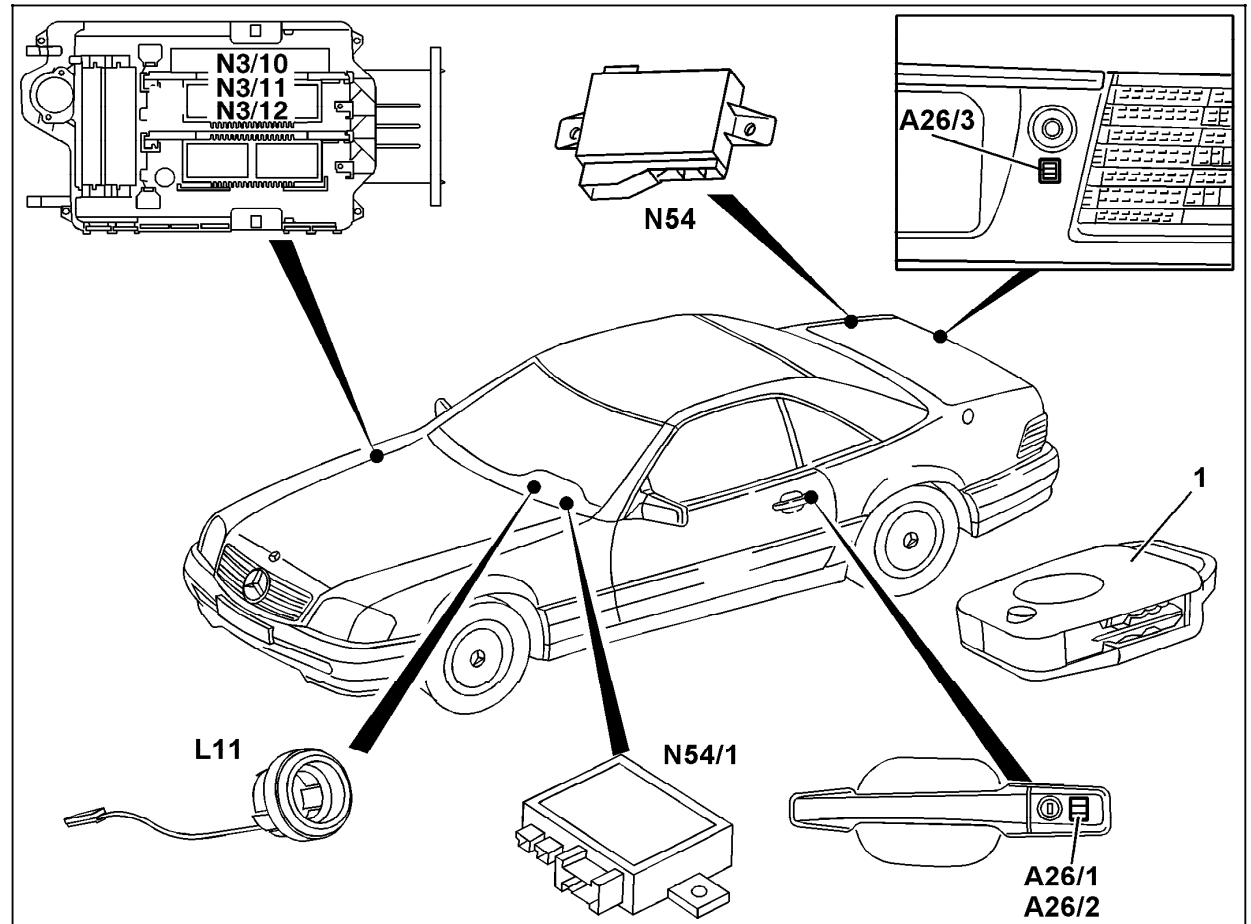


Figure 1

- A26/1 Left front door IR receiver
- A26/2 Right front door IR receiver
- A26/3 Trunk lid IR receiver
- L11 Transponder coil (on ignition/starter switch)
- N3/10 Engine control module (ME-SFI)
- N3/11 Left engine control module (ME-SFI)
- N3/12 Right engine control module (ME-SFI)
- N54 RCL control module
- N54/1 IR DAS control module (behind instrument cluster)
- 1 IR transmitter with transponder

U80.30-0342-06

Electrical Test Program – Component Locations

Model 140 with ME-SFI

Note:

Mechanical lock cylinders are located on left front door and trunk lid only.

A mechanical lock cylinder is not located on the right front door.

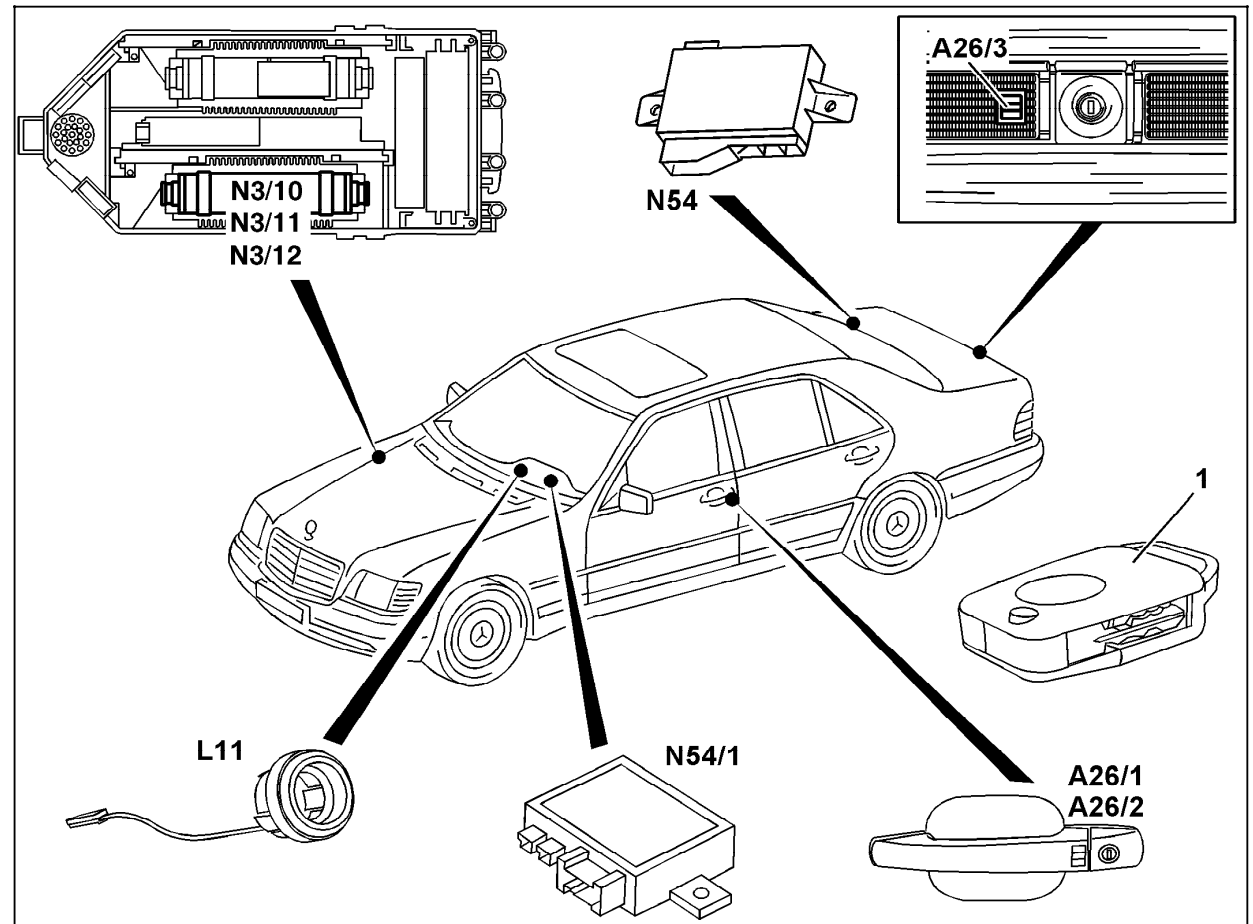


Figure 2

- A26/1 Left front door IR receiver
- A26/2 Right front door IR receiver
- A26/3 Trunk lid IR receiver
- L11 Transponder coil (on ignition/starter switch)
- N3/10 Engine control module (ME-SFI)
- N3/11 Left engine control module (ME-SFI)
- N3/12 Right engine control module (ME-SFI)
- N54 RCL control module
- N54/1 IR DAS control module (behind instrument cluster)
- 1 IR transmitter with transponder

U80.30-0339-06

Electrical Test Program – Component Locations

Model 140 (coupé) with ME-SFI

Note:

Mechanical lock cylinders are located on left door and trunk lid only.
 A mechanical lock cylinder is not located on the right door.

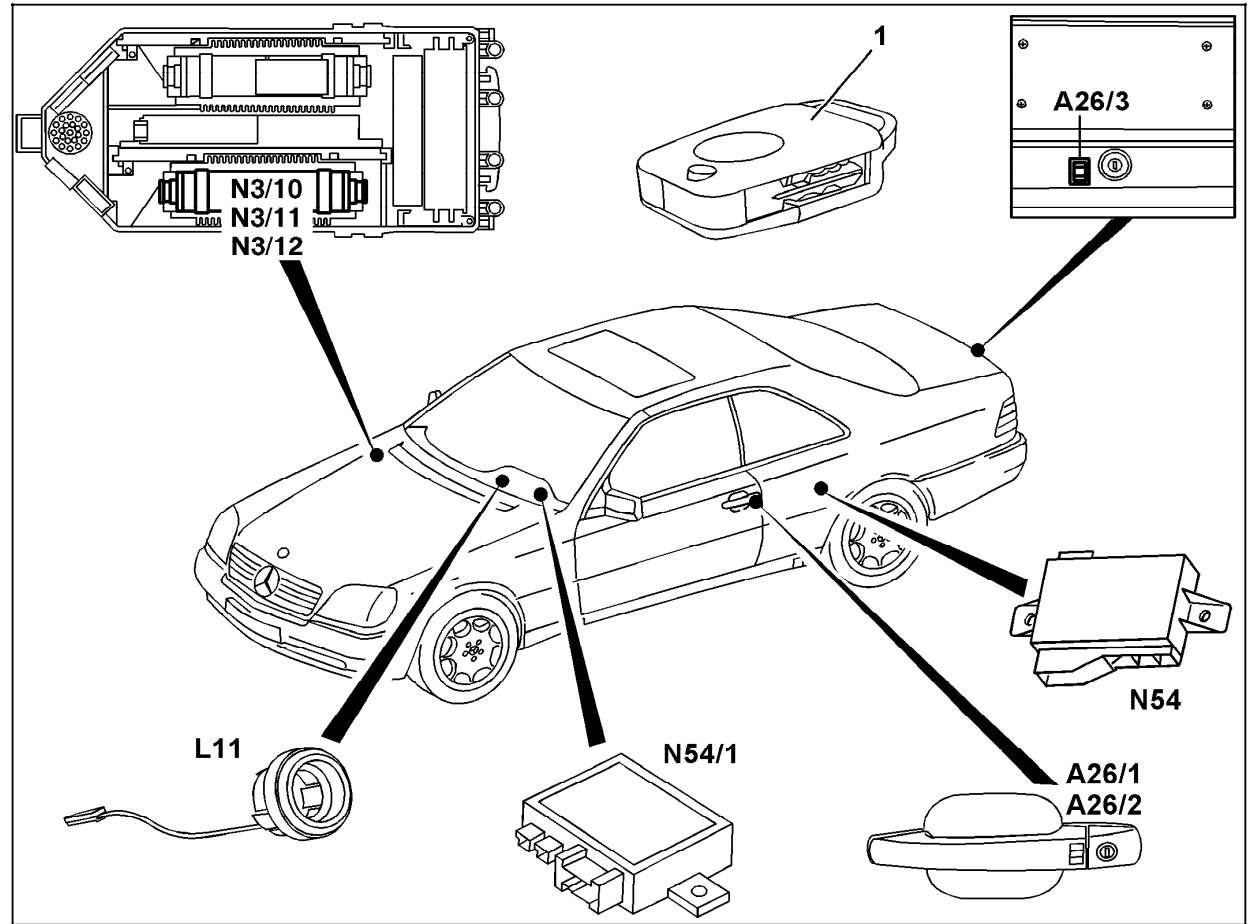


Figure 3

- A26/1 Left front door IR receiver
- A26/2 Right front door IR receiver
- A26/3 Trunk lid IR receiver
- L11 Transponder coil (on ignition/starter switch)
- N3/10 Engine control module (ME-SFI)
- N3/11 Left engine control module (ME-SFI)
- N3/12 Right engine control module (ME-SFI)
- N54 RCL control module
- N54/1 IR DAS control module (behind instrument cluster)
- 1 IR transmitter with transponder

U80.30-0343-06

Electrical Test Program – Component Locations

Model 202 with ME-SFI

Note:

Mechanical lock cylinders are located on right front door and trunk lid only.

A mechanical lock cylinder is not located on the left front door.

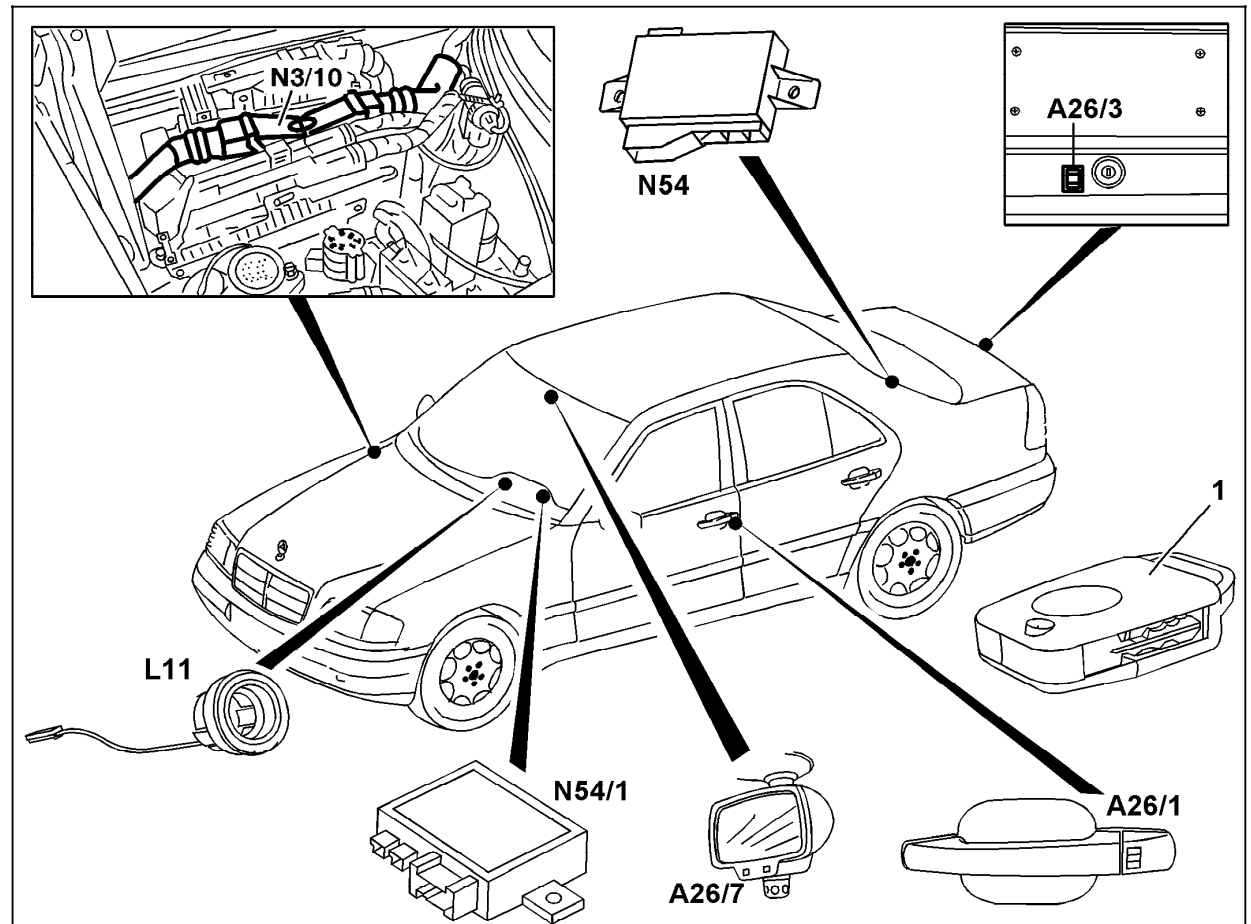


Figure 4

- A26/1 Left front door IR receiver
- A26/3 Trunk lid IR receiver
- A26/7 RCL receiver (interior rear view mirror)
- L11 Transponder coil (on ignition/starter switch)
- N3/10 Engine control module (ME-SFI)
- N54 RCL control module
- N54/1 IR DAS control module (behind instrument cluster)
- 1 IR transmitter with transponder

U80.30-0341-06

Electrical Test Program – Component Locations

Model 210 with ME-SFI

Note:

Mechanical lock cylinders are located on right front door and trunk lid only.
 A mechanical lock cylinder is not located on the left front door.

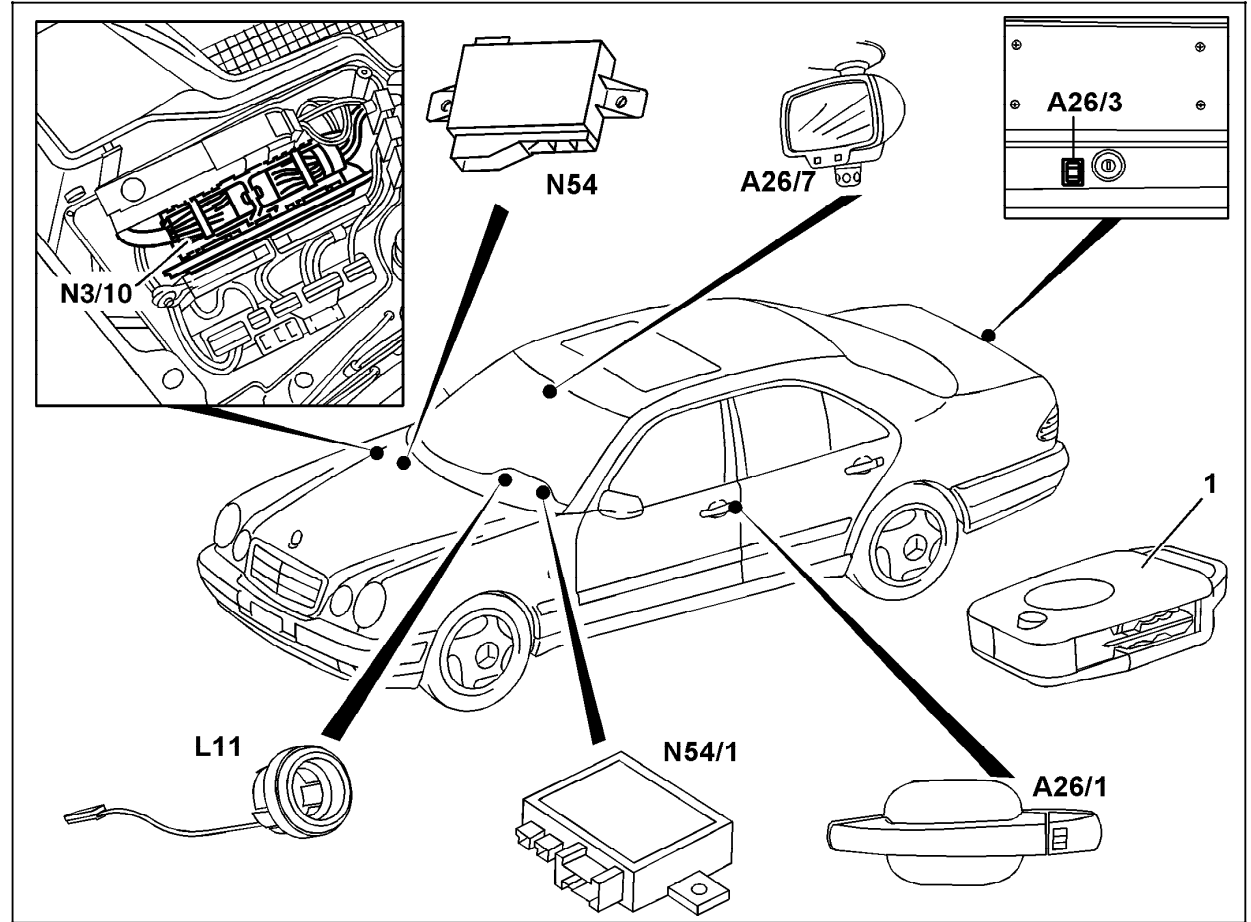


Figure 5

- A26/1 Left front door IR receiver
- A26/3 Trunk lid IR receiver
- A26/7 RCL receiver (interior rear view mirror)
- L11 Transponder coil (on ignition/starter switch)
- N3/10 Engine control module (ME-SFI)
- N54 RCL control module
- N54/1 IR DAS control module (behind instrument cluster)
- 1 IR transmitter with transponder

U80.30-0340-06