

## Electrical Test Program - Preparation for Test

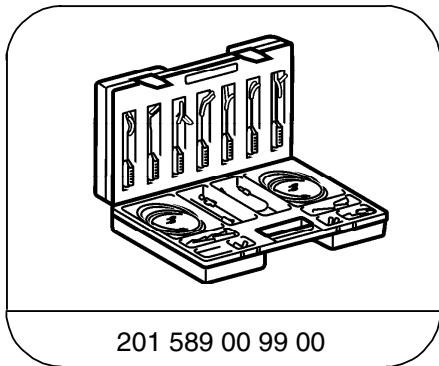
### Preparations for testing

1. Battery voltage 11 – 14 V
2. Fuse F1 - 12 and F1 - D ok.

### Electric wiring diagram reference

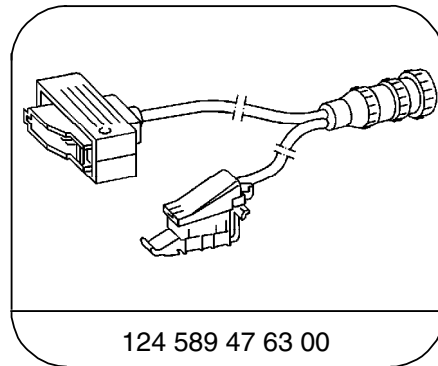
See Electrical Troubleshooting Manual, Model 129

### Special Tools



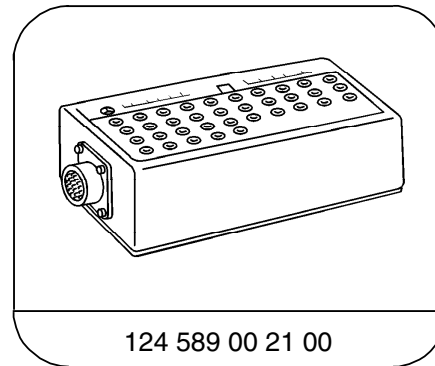
201 589 00 99 00

Electrical connecting set



124 589 47 63 00

21-pin test cable



124 589 00 21 00

35-pin socket box

### Equipment

Multimeter <sup>1)</sup>	Fluke models 23, 83, 85, 87
--------------------------	-----------------------------

<sup>1)</sup> Available through the MBUSA Standard Equipment Program.