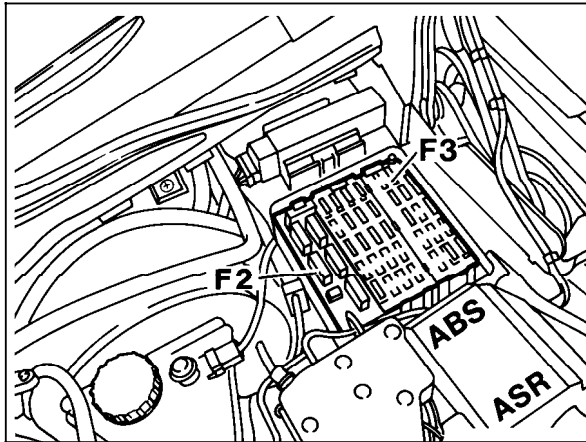


14.2 Heated seats (HS)

Models 140, 202

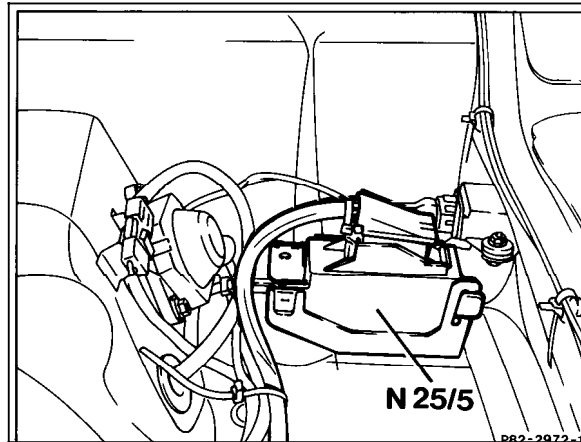
Electrical Test Program - Component Locations



P54-2806-13

Figure 1
Model 140

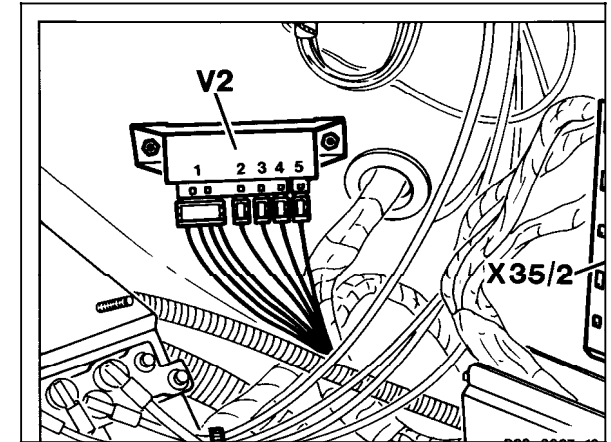
F3 Fuse box (35-fuse, in fuse and relay box F1)



P82-2972-13

Figure 2
Model 140

N25/5 Front seat heater control module
(under right rear seat)



P82-3067-13

Figure 3
Model 140

V2 Engine rpm increase diode matrix (front
passenger footwell)

14.2 Heated seats (HS)

Models 140, 202

Electrical Test Program - Component Locations

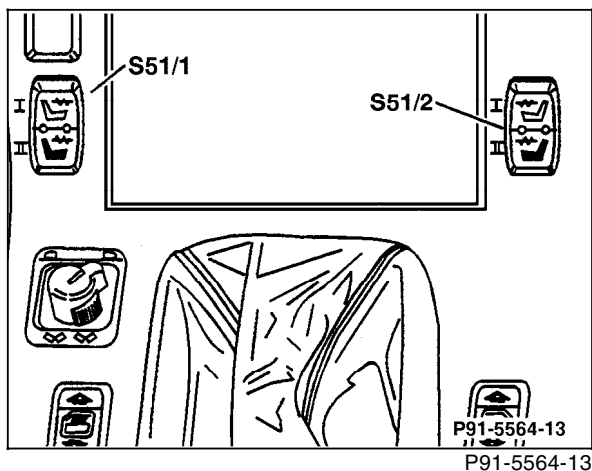


Figure 4

Model 140

S51/1 Left front seat heater switch
S51/2 Right front seat heater switch

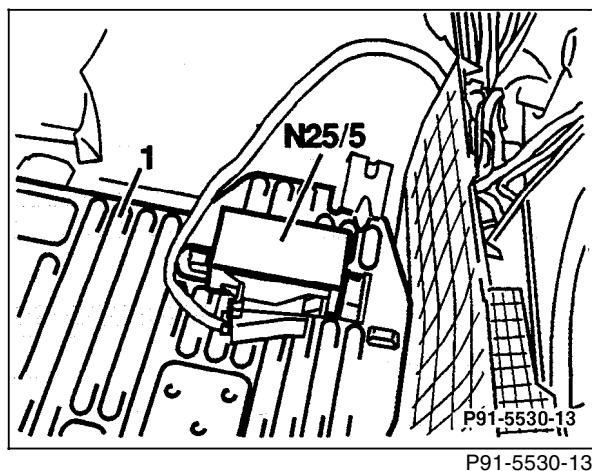


Figure 5

Model 202

N25/5 Front seat heater control module
1 Front passenger side floor plate

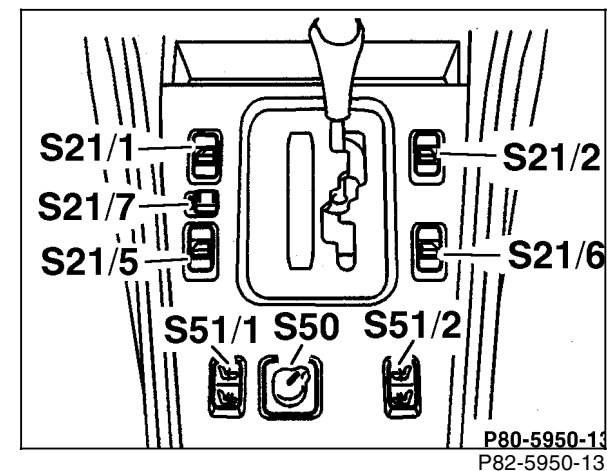
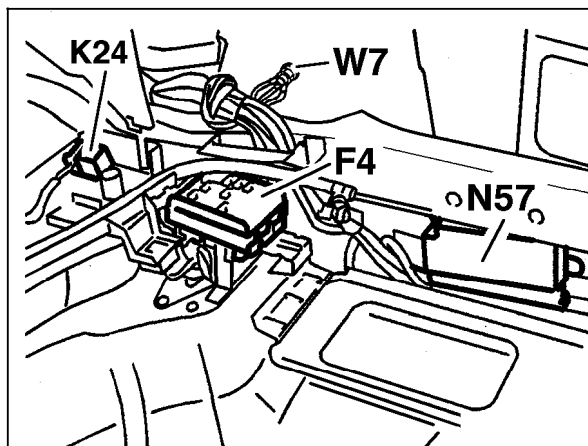


Figure 6

Model 202

S51/1 Left front seat heater switch
S51/2 Right front seat heater switch

Electrical Test Program - Component Locations



P82-5949-13

Figure 7

Model 202

F4 Rear fuse box (19-fuse, in trunk)