

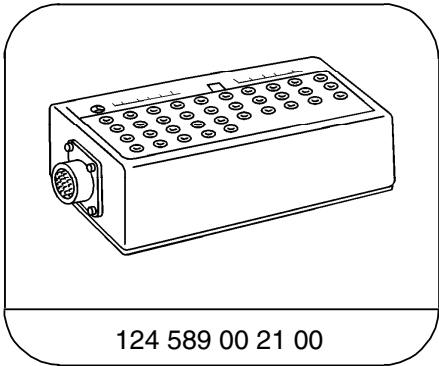
Electrical Test Program - Preparation for Test

- 1. Battery voltage 11–14 V.
- 2. Model 140: Fuses F3-29 and F3-34 O.K.
Model 202: Fuses F3-20 and F4-12 O.K.

Note:
Test cable 124 589 47 63 00 must be modified for models 140 and 202 by filing a notch 8 mm long x 2 mm wide in the locking tab of the test harness connector to clear the divider in the slot on the vehicle control module.

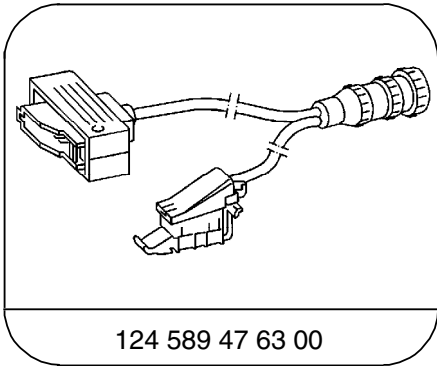
Wiring Diagrams
Electrical Troubleshooting Manual, Model 202.

Special Tools



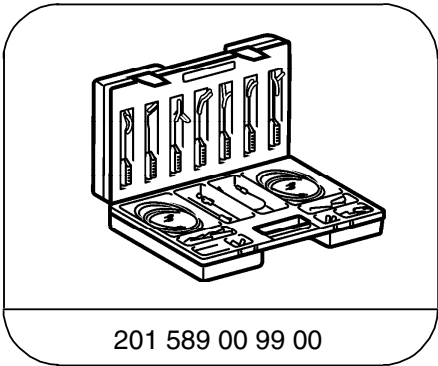
124 589 00 21 00

35-pin socket box



124 589 47 63 00

21-pin test cable



201 589 00 99 00

Electrical connecting set

Equipment

Multimeter ¹⁾	Fluke models 23, 83, 85, 87
--------------------------	-----------------------------

¹⁾ Available through the MBUSA Standard Equipment Program.