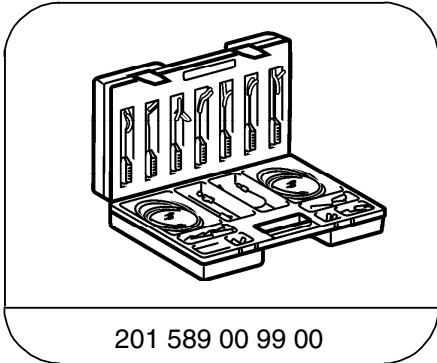


Electrical Test Program - Preparation for Test

1. Battery voltage 11–14 V.
2. Fuses F4-2 and F4-12 okay.
3. Rear seat cushion removed.

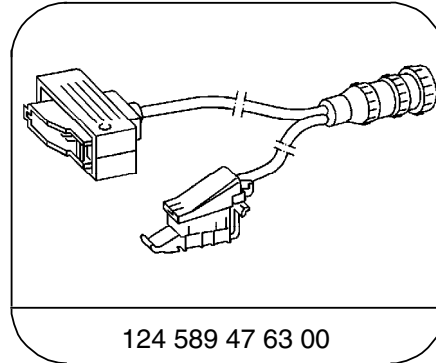
Electrical wiring diagrams :
Electrical Troubleshooting Manual, Model 140.

Special Tools



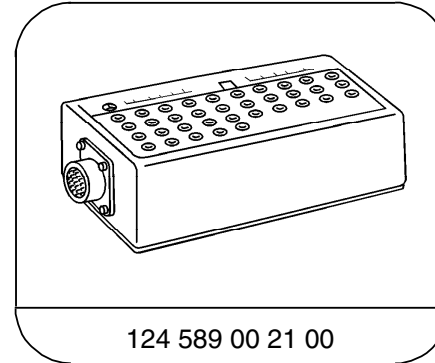
201 589 00 99 00

Electrical connecting set



124 589 47 63 00

21-pin test cable



124 589 00 21 00

35-pin socket box

Equipment

Multimeter ¹⁾

Fluke models 23, 83, 85, 87

¹⁾ Available through the MBUSA Standard Equipment Program.