

Electrical Test Program – Preparation for Test

Preliminary work:
Diagnosis - Diagnostic Trouble Code (DTC) Memory 12

Preparation for Test:

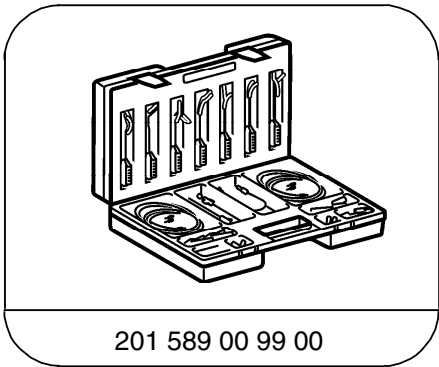
- 1. Check fuses F1–12 and F4–17 OK.
- 2. Battery voltage 11 – 14 V,
- 3. Rear seat removed.

Electrical wiring diagrams :
Electrical Troubleshooting Manual, Model 210, Volume 2, group 91

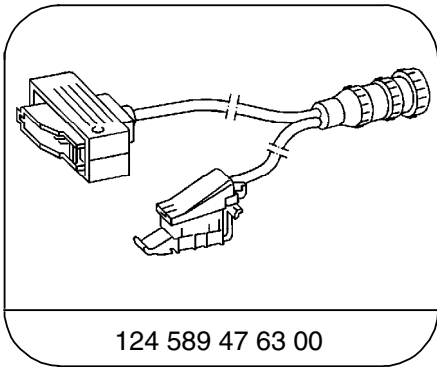


The test cable, part no. 124 589 47 63 00 for model 210 must be modified.

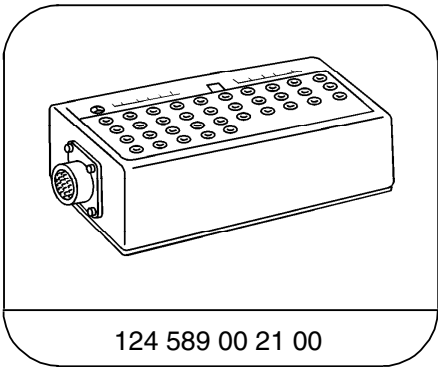
Special Tools



201 589 00 99 00
Electrical connecting set



124 589 47 63 00
21-pin test cable



124 589 00 21 00
35-pin socket box

Conventional tools, test equipment

Description	Brand, model, etc.
Multimeter ¹⁾	Fluke models 23, 83, 85, 87

¹⁾ Available through the MBUSA Standard Equipment Program.