

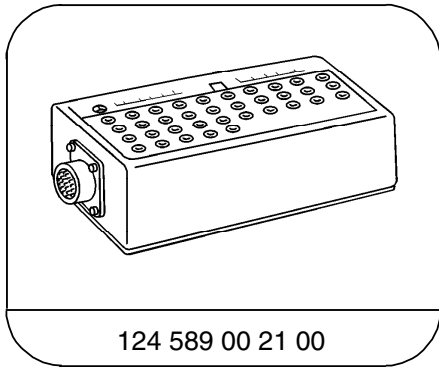
Electrical Test Program - Preparation for Test (ETR's)

Preliminary work:
 Diagnosis - Function Test 11

⚠ WARNING!

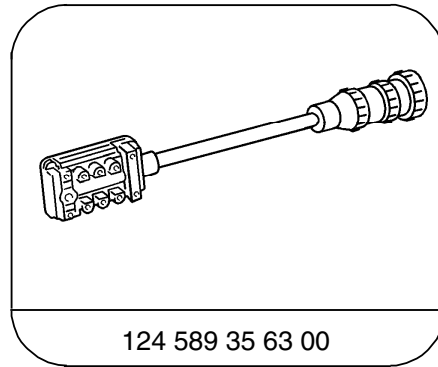
Before disconnecting the SRS test connection (X11/13), disconnect and cover the battery negative terminal.

Special Tools



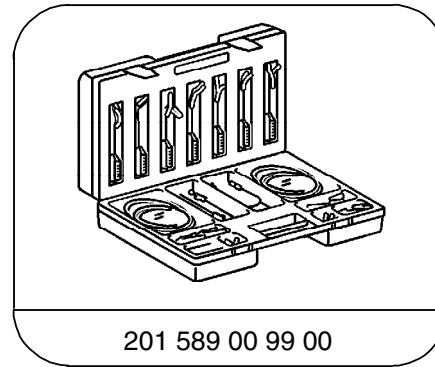
124 589 00 21 00

35-pin socket box



124 589 35 63 00

Test cable



201 589 00 99 00

Electrical connecting set

Equipment

Digital multimeter ¹⁾	Fluke models 23, 83, 85, 87
----------------------------------	-----------------------------

¹⁾ Available through the MBUSA Standard Equipment Program.

Electrical Test Program - Preparation for Test (ETR's)

Connection Diagram - Digital Multimeter and Socket Box Tester

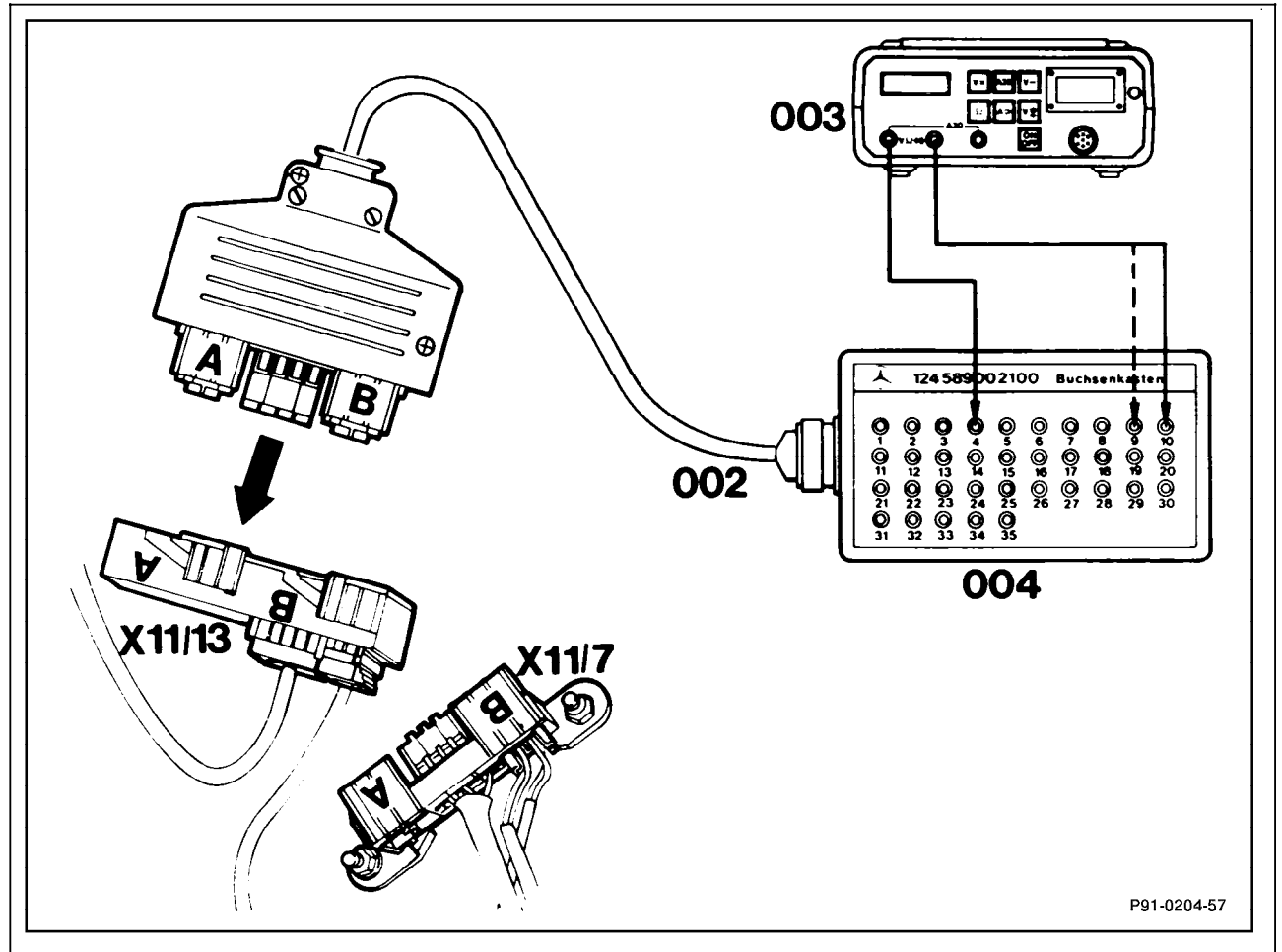


Figure 1

- 002 Test cable 124 589 35 63 00
- 003 Digital multimeter
- 004 Socket box
- X11/7 ETR test connection (4-pole)
- X11/13 SRS test connection (12-pole)

P91-0204-57

P91-0204-57