

Electrical Test Program – Preparation for Test

CAUTION!

Injury hazard from pinching and crushing, in extreme cases extremities can even be severed when caught in the mechanism.

CAUTION!

When working on components activated via hand, electrically via motors, hydraulically, pneumatically via linkages, it is possible that severe injury can result in the severing, pinching, or crushing of body parts.

Do not allow any body parts to be in the general area of the moving components.

Protective measures:

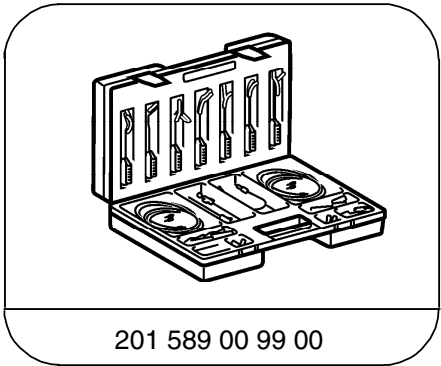
- Supervise work.
- Do not reach into the moving mechanism at any time during any tests.
- Keep away from the moving mechanism of components which are being activated via the HHT and or directly via circuit 30.
- Ensure that all test cables are of sufficient length.

Electrical wiring diagrams:

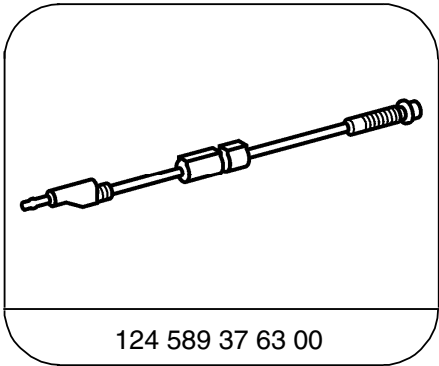
Electrical Troubleshooting Manual, Model 163,
(available in Work Shop Information System [WIS] only)

Electrical Test Program – Preparation for Test

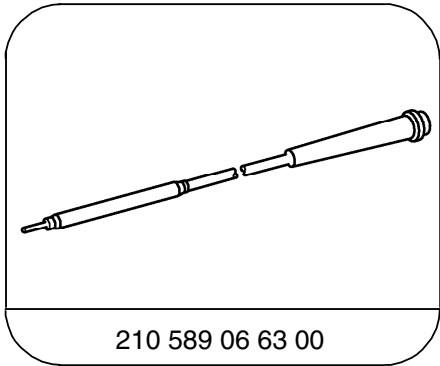
Special Tools



201 589 00 99 00
Electrical connecting set



124 589 37 63 00
Fused cable



210 589 06 63 00
Adapter cable

Test equipment; See MBUSA Standard Service Equipment Program

Description	Brand, model, etc.
Digital multimeter	Fluke models 23, 77 III, 83, 85, 87