

Electrical Test Program – Preparation for Test

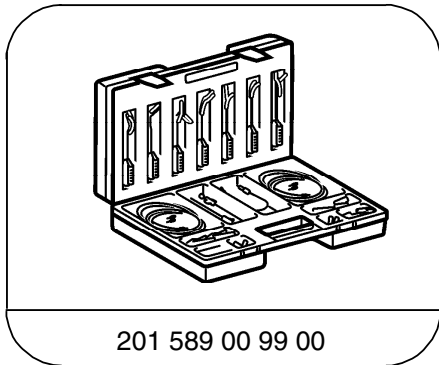
Preparation for Test:

1. Review section 0,
2. Review 21,
3. Voltage supply to All-Activity-Module (N1) OK,
4. Battery voltage 11 – 14 V,
5. Fuses all OK,
6. Remote Central Locking system (RCL) functions properly.

Electrical wiring diagrams:

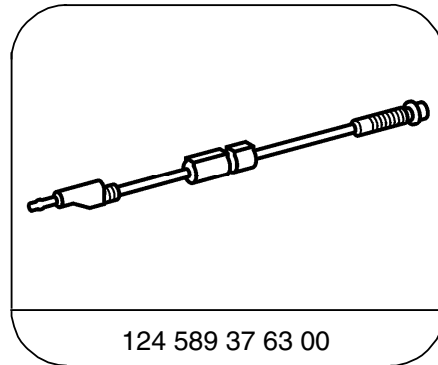
Electrical Troubleshooting Manual, Model 163,
(available in Work Shop Information System [WIS] only)

Special Tools



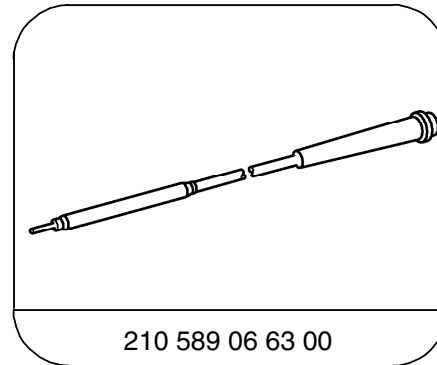
201 589 00 99 00

Electrical connecting set



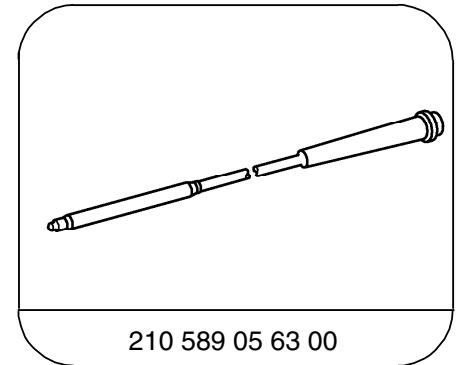
124 589 37 63 00

Fused cable



210 589 06 63 00

Adapter cable



210 589 05 63 00

Adapter cable

Test equipment; See MBUSA Standard Service Equipment Program

Description	Brand, model, etc.
Digital multimeter	Fluke models 23, 77 III, 83, 85, 87