


Version Coding

Programming

1. Turn ignition **OFF**.
2. Press **REST** and hold.
3. Turn ignition **ON**.
4. Release **REST** :
REST LED flashes, all other LED's are **OFF**.
 The function of the A/C pushbutton control module is as in position **0**.
 Display readout: - - P
5. Press  as needed to select desired version code (refer to table).
6. To enter version code press **EC**, the previous version code will be erased.

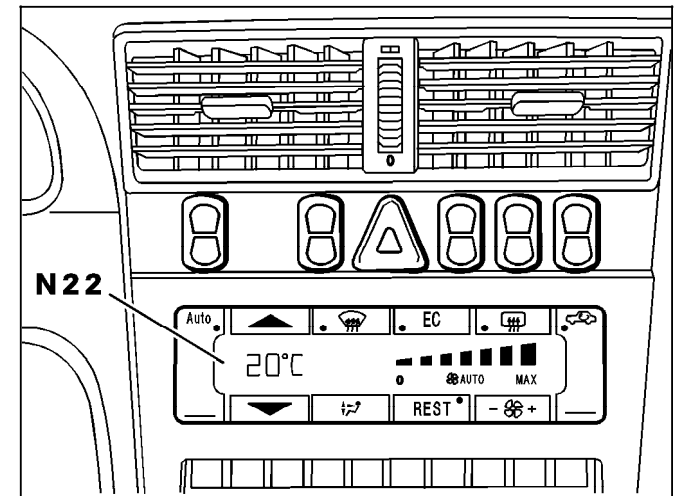



Figure 1

P83.40-0313-01

Version Coding

1. Numerical Value  ¹⁾	Preliminary setting
000	New, not yet programmed A/C pushbutton control module
00	Serial interface (K1)
02	With serial interface (K1) and (K2) (as of MY 1997)
08	Refrigerant fill level check switched off (up to MY 1997)
10	With serial interface (K1) and (K2), refrigerant fill level check switched off (as of MY 1997)
18	With engine/climate control electric cooling fan
32	Auxiliary cooling fan not available as (of MY 1997)

¹⁾ Version coding menu.