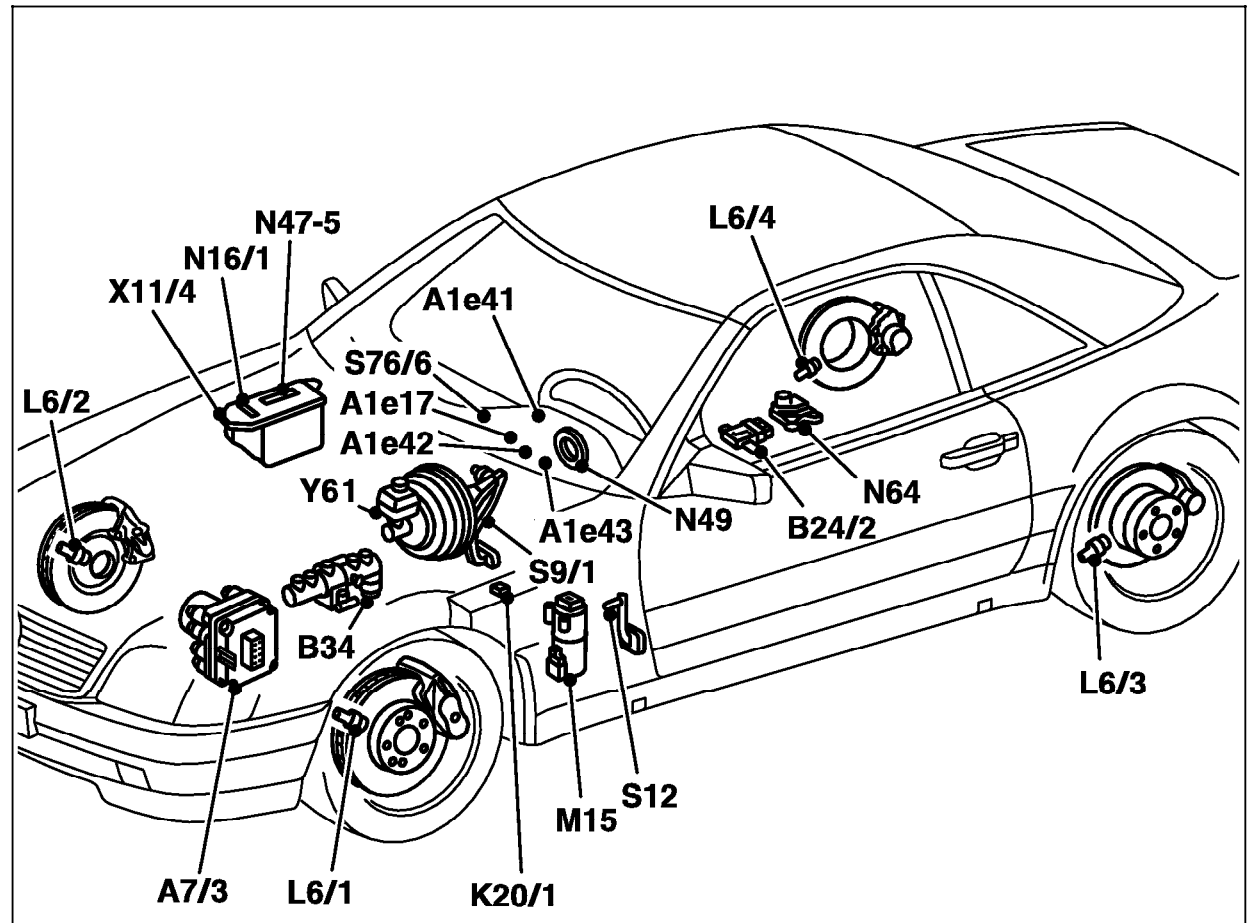


Electrical Test Program – Component Locations

Model 129

Figure 1

- A1e17 ABS MIL
- A1e41 ESP warning lamp
- A1e42 ESP MIL
- A1e43 EPC MIL
- A7/3 ASR/ETS/ESP hydraulic unit
- B24/2 ABS lateral acceleration sensor
- B34 ESP brake pressure sensor
- K20/1 High-pressure/return pump relay
- L6/1 Left front VSS sensor
- L6/2 Right front VSS sensor
- L6/3 Left rear VSS sensor
- L6/4 Right rear VSS sensor
- M15 ASR/ESP charging pump
- N16/1 Base module
- N47-5 ESP/SPS control module
- N49 Steering angle sensor
- N64 ESP yaw rate sensor
- S9/1 Stop lamp switch
- S12 Parking brake switch
- S76/6 ESP Off switch
- X11/4 Data link connector
- Y61 Master brake cylinder switchover valve



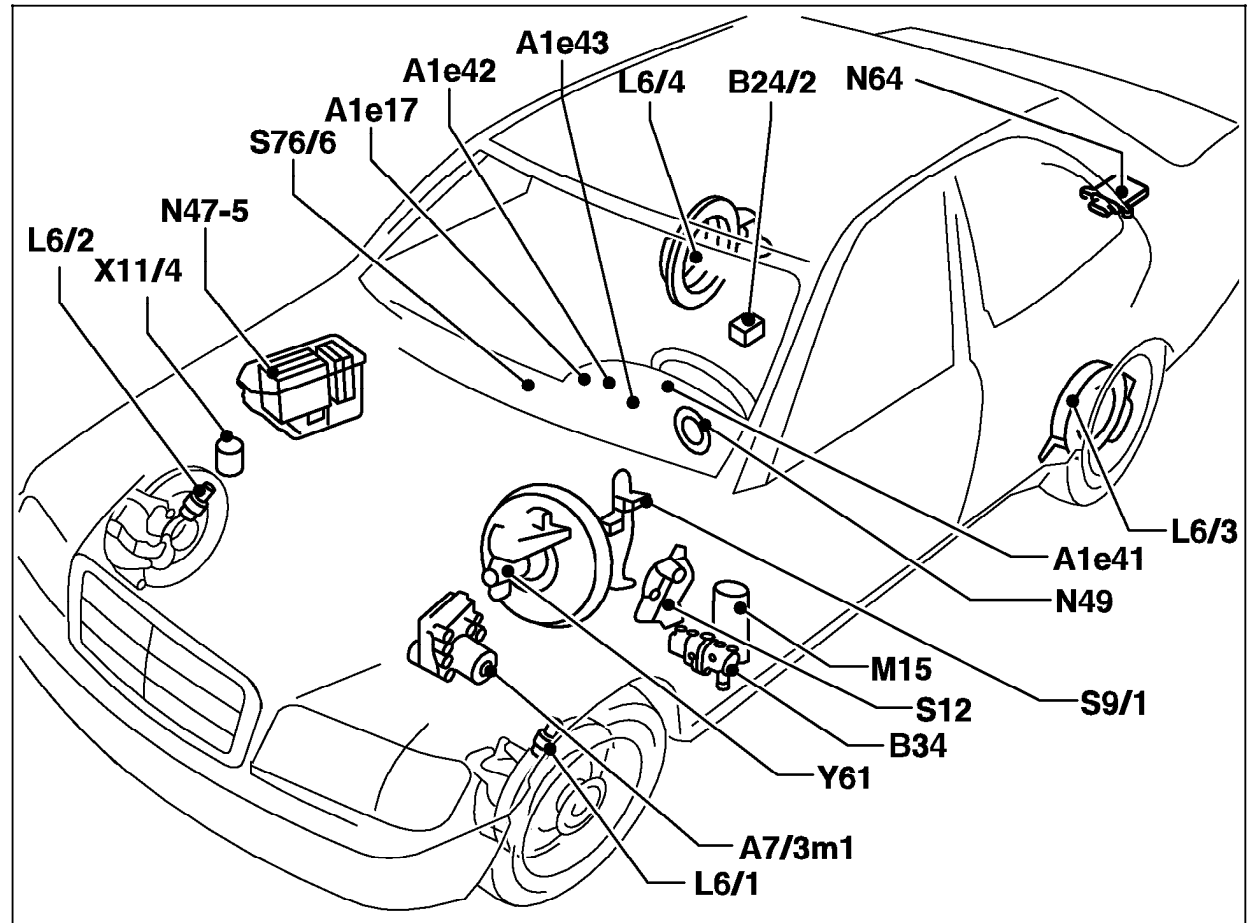
P42.45-0253-57

Electrical Test Program – Component Locations

Model 140

Figure 2

- A1e17 ABS MIL
- A1e41 ESP warning lamp
- A1e42 ESP MIL
- A1e43 EPC MIL
- A7/3 ASR/ETS/ESP hydraulic unit
- B24/2 ABS lateral acceleration sensor
- B34 ESP brake pressure sensor
- K20/1 High-pressure/return pump relay
- L6/1 Left front VSS sensor
- L6/2 Right front VSS sensor
- L6/3 Left rear VSS sensor
- L6/4 Right rear VSS sensor
- M15 ASR/ESP charging pump
- N16/1 Base module
- N47-5 ESP/SPS control module
- N49 Steering angle sensor
- N64 ESP yaw rate sensor
- S9/1 Stop lamp switch
- S12 Parking brake switch
- S76/6 ESP Off switch
- X11/4 Data link connector
- Y61 Master brake cylinder switchover valve



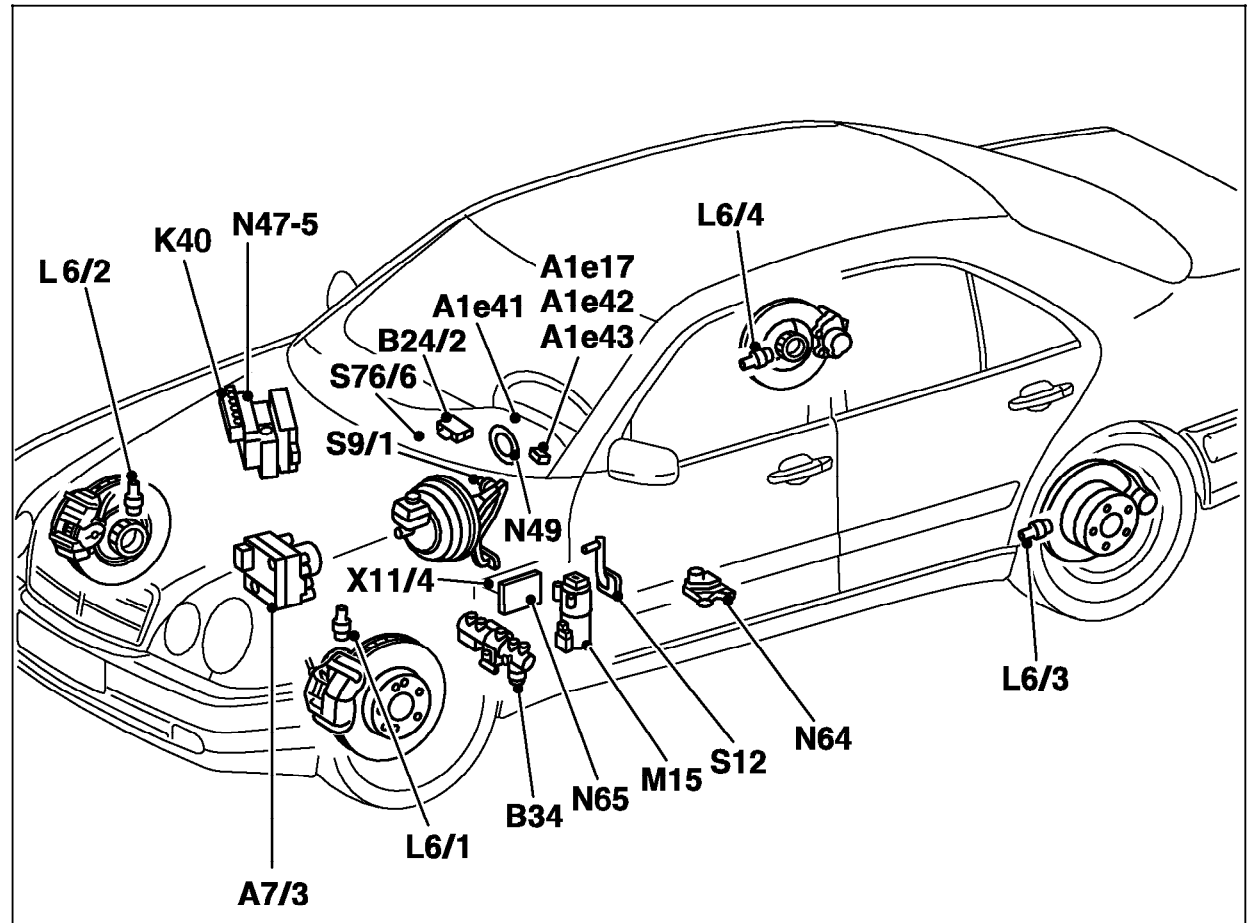
P42.45-0225-57

Electrical Test Program – Component Locations

Model 210

Figure 3

- A1e17 ABS MIL
- A1e41 ESP warning lamp
- A1e42 ESP MIL
- A1e43 EPC MIL
- A7/3 ASR/ETS/ESP hydraulic unit
- B24/2 ABS lateral acceleration sensor
- B34 ESP brake pressure sensor
- K40 Relay module (base function)
- L6/1 Left front VSS sensor
- L6/2 Right front VSS sensor
- L6/3 Left rear VSS sensor
- L6/4 Right rear VSS sensor
- M15 ASR/ESP charging pump
- N47-5 ESP/SPS control module
- N49 Steering angle sensor
- N64 ESP yaw rate sensor
- N65 Pulse module (ETS/HCS/ATA,A/C)
- S9/1 Stop lamp switch
- S12 Parking brake switch
- S76/6 ESP Off switch
- X11/4 Data link connector



P42.45-0254-57