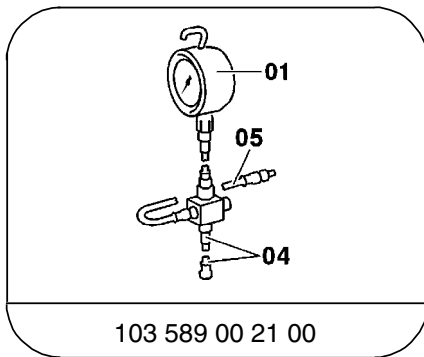


Hydraulic Test Program - Preparation for Test (Fuel System Pressure and Internal Leakage Test)

Preparation for Test

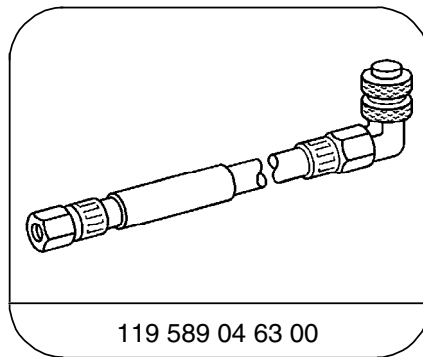
- Connect pressure gauge to test connection.
- After completing test, using measurement glass (055), release fuel pressure and allow residual fuel to drain into glass (see Figure 1).

Special Tools



103 589 00 21 00

Tester



119 589 04 63 00

Pressure hose

Hydraulic Test Program - Preparation for Test (Fuel System Pressure and Internal Leakage Test)

Connection Diagram - Pressure Gauge/
Pressure Hose

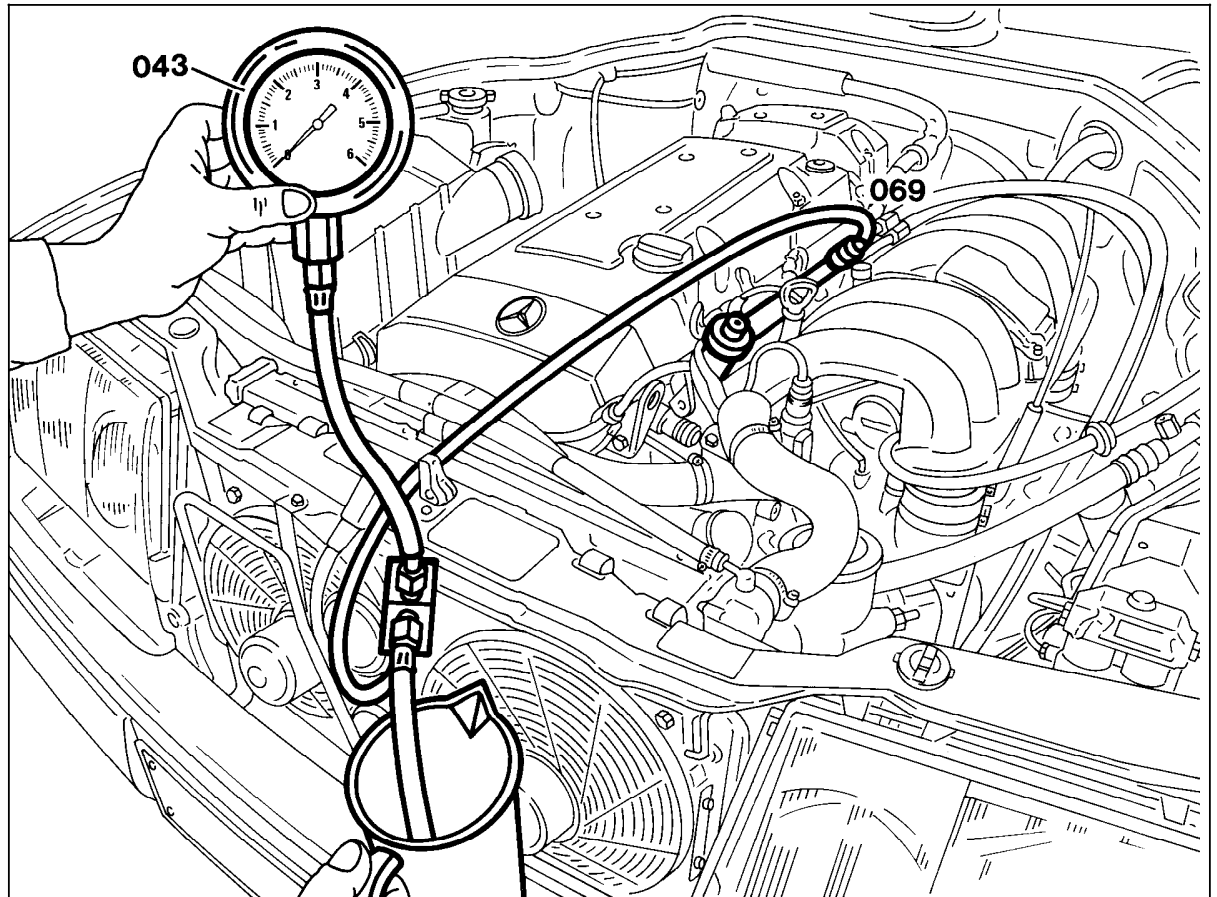


Figure 1

- 043 Pressure gauge, part no. 103 589 00 21 00
- 055 Measurement glass
- 069 Pressure hose, part no. 119 589 04 63 00

P07-5644-57