

Electrical Test Program – Component Locations

Model 129 as of Model Year 1996

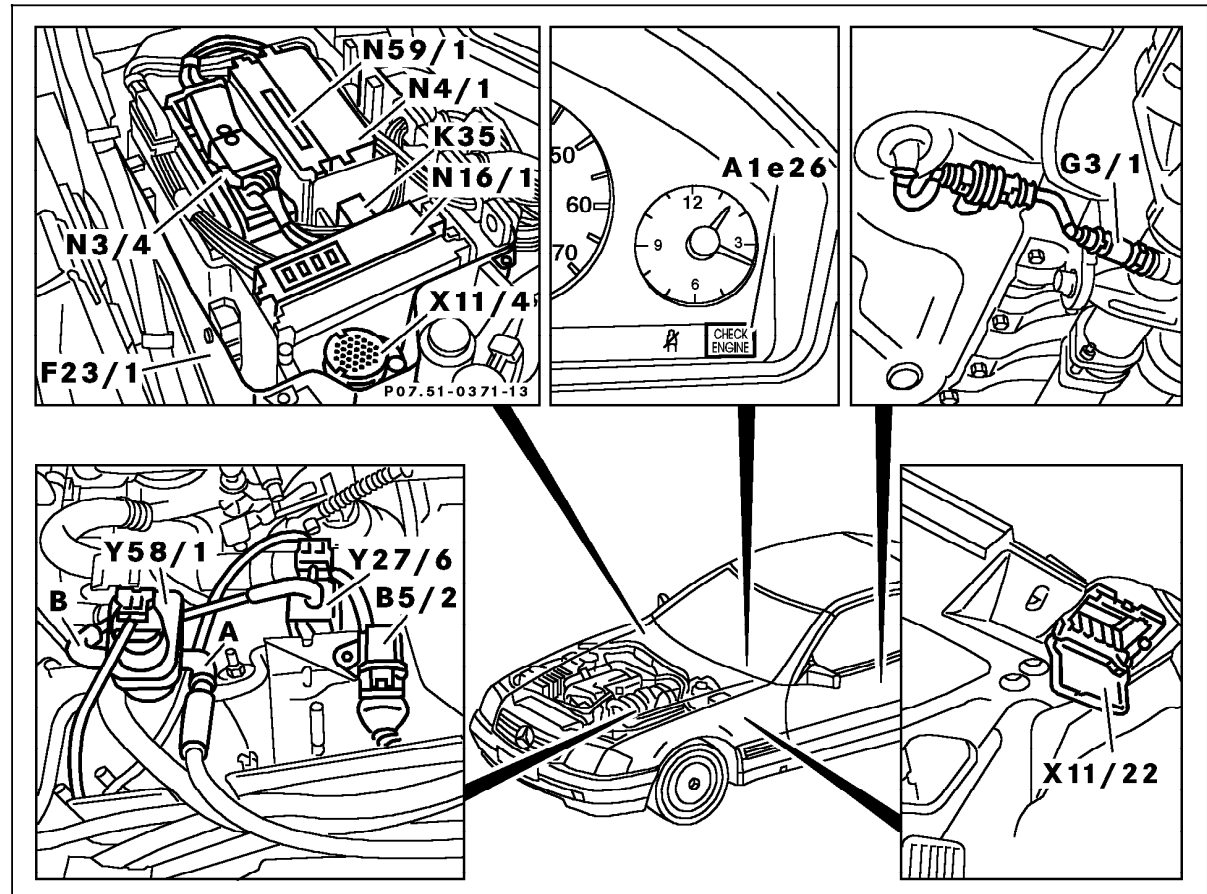


Figure 1

- A1e26 CHECK ENGINE MIL
- B5/2 DM pressure sensor
- G3/1 O2S 2 (after TWC)
- K35 O2S 2 (after TWC) heater relay module
- N3/4 Engine control module (HFM-SFI)
- N4/1 EA/CC/ISC control module
- N16/1 Base module (BM)
- N59/1 Diagnostic module (OBD II)
- X11/4 Data link connector (DTC readout)
- X11/22 Diagnostic module (OBD II) generic scan tool connector
- Y27/6 Purge flow switchover valve
- Y58/1 Purge control valve
- A Line to charcoal canister
- B Line to engine

P07.51-0390-57

Electrical Test Program – Component Locations

Model 140 to end of Model Year 1995

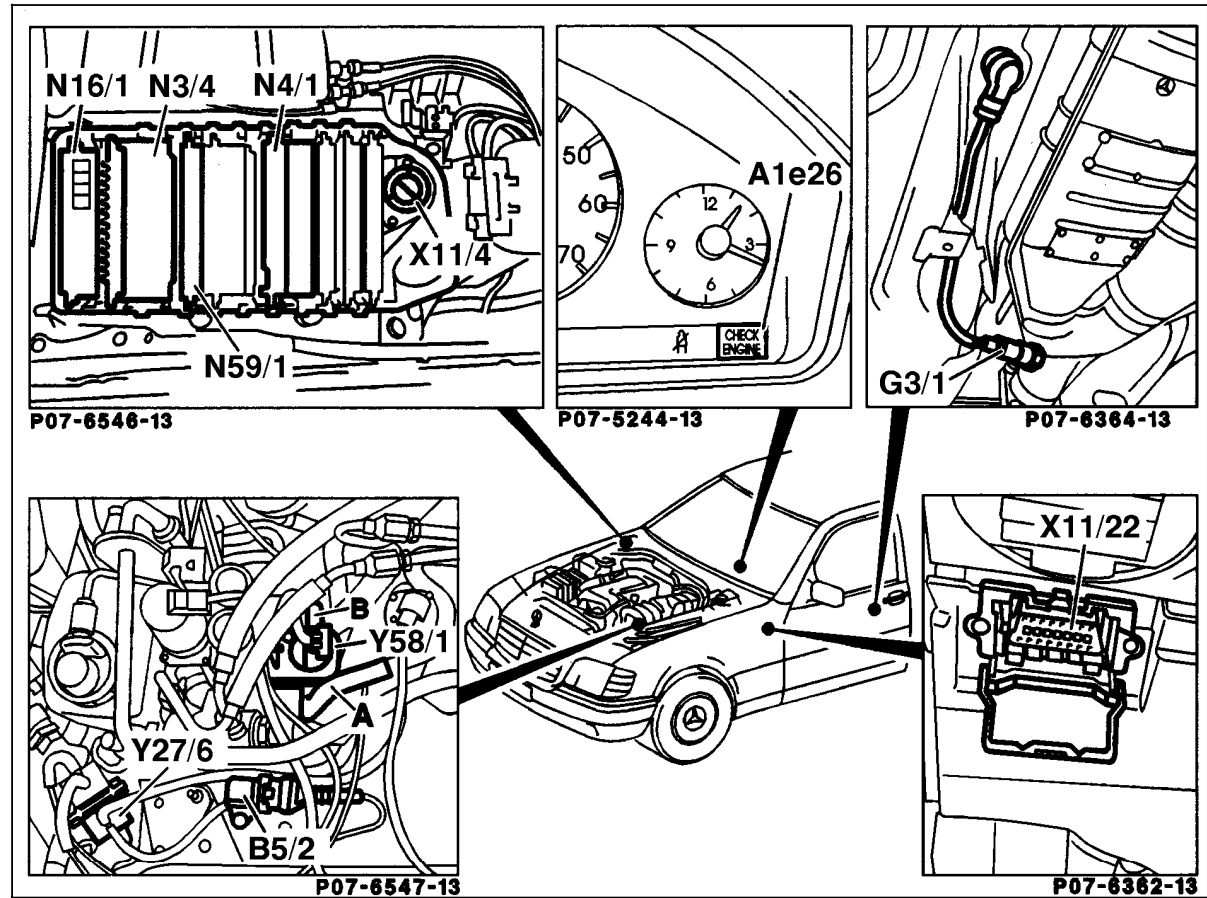


Figure 2

- A1e26 CHECK ENGINE MIL
- B5/2 DM pressure sensor
- G3/1 O2S 2 (after TWC)
- N3/4 Engine control module (HFM-SFI)
- N4/1 EA/CC/ISC control module
- N16/1 Base module (BM)
- N59/1 Diagnostic module (OBD II)
- X11/4 Data link connector (DTC readout)
- X11/22 Diagnostic module (OBD II) generic scan tool connector
- Y27/6 Purge flow switchover valve
- Y58/1 Purge control valve

- A Line to charcoal canister
- B Line to engine

P07-6533-57

Electrical Test Program – Component Locations

Model 140 as of Model Year 1996

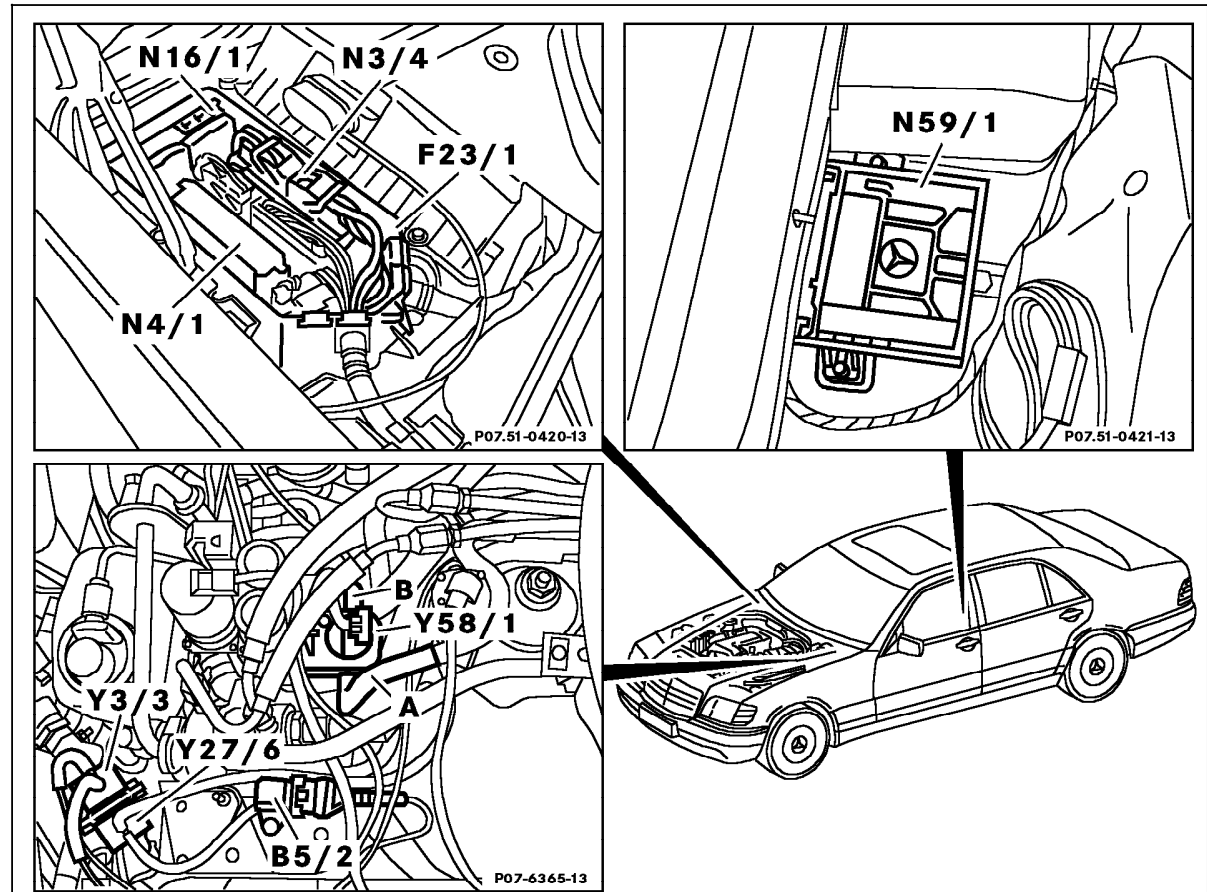


Figure 3

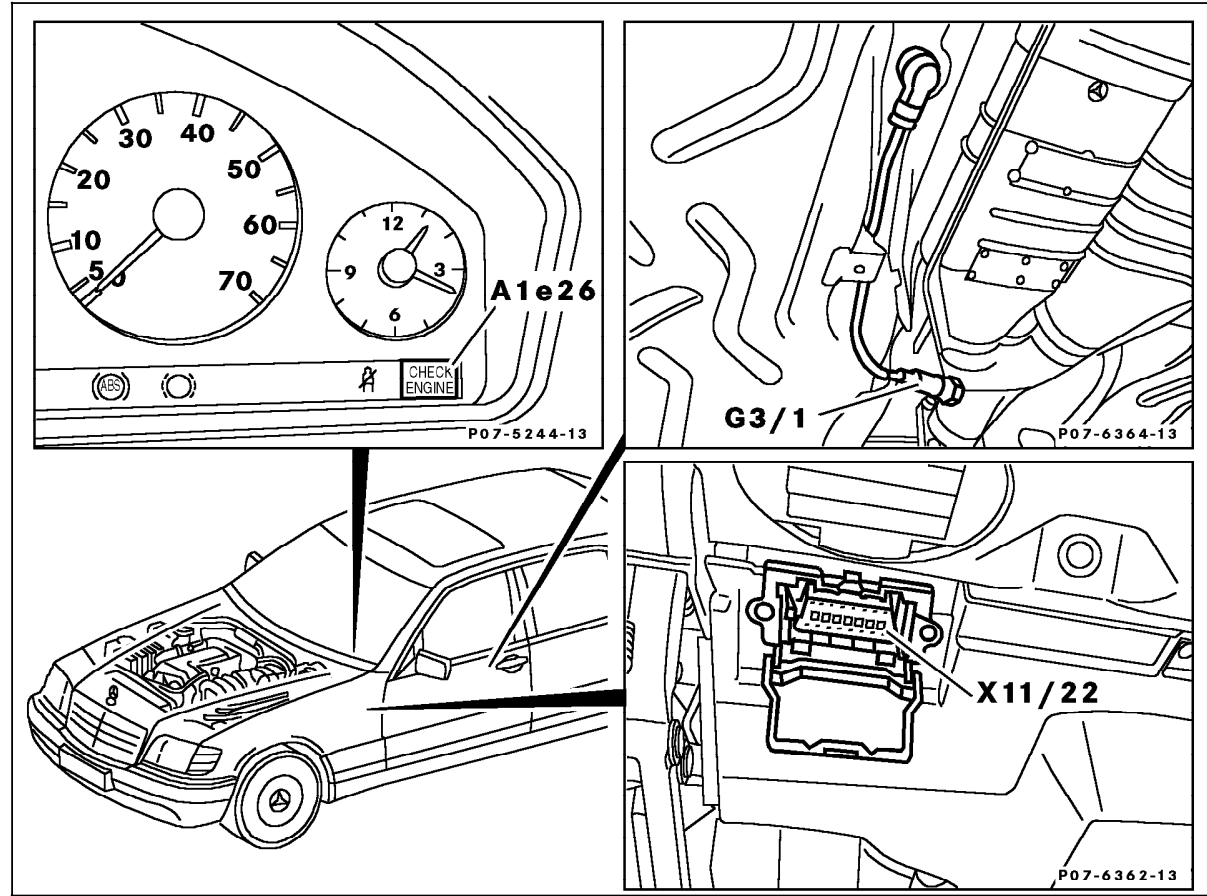
- B5/2 DM pressure sensor
- F23/1 Control module box
- N3/4 Engine control module (HFM-SFI)
- N4/1 EA/CC/ISC control module
- N16/1 Base module (BM)
- N59/1 Diagnostic module (OBD II)
- Y27/6 Purge flow switchover valve
- Y58/1 Purge control valve

- A Line to charcoal canister
- B Line to engine

P07.51-0424-57

Electrical Test Program – Component Locations

Model 140 as of Model Year 1996



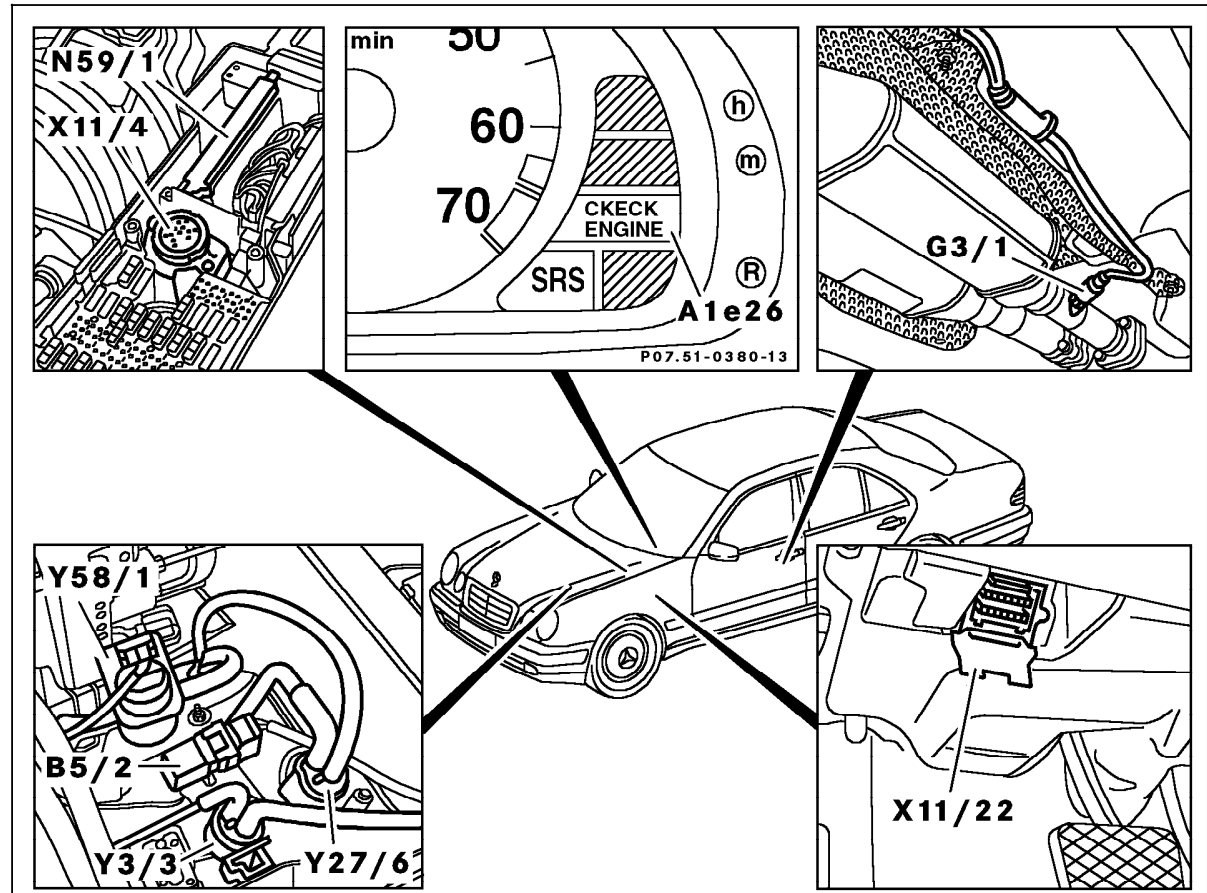
P07.51-0423-57

Figure 4

- A1e26 CHECK ENGINE MIL
- G3/1 O2S 2 (after TWC)
- X11/22 Diagnostic module (OBD II) generic scan tool connector

Electrical Test Program – Component Locations

Model 210



P07.51-0391-57

Figure 5

- A1e26 CHECK ENGINE MIL
- B5/2 DM pressure sensor
- G3/1 O2S 2 (after TWC)
- N59/1 Diagnostic module (OBD II)
- X11/4 Data link connector (DTC readout)
- X11/22 Diagnostic module (OBD II) generic scan tool connector
- Y27/6 Purge flow switchover valve
- Y58/1 Purge control valve