






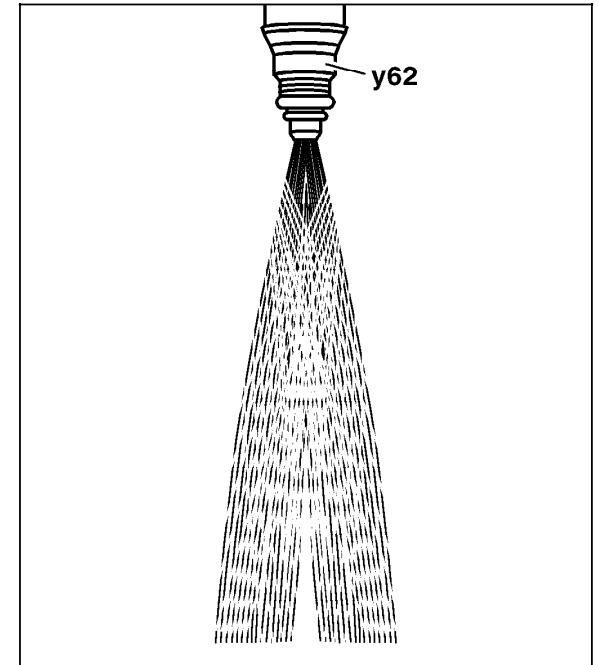
Hydraulic Test Program – Test (Injector Test)

⇒		Test scope	Test connection	Test condition	Nominal value	Possible cause/remedy
1.0		Injectors Leakage test	N3/10  3 (3A)  21 (29C)	Fuel rail and fuel injectors removed. Ignition: ON	Injectors must not drip.	Replace any dripping injectors, ⇒ 2.0
2.0		Injectors Operation and spray pattern test	N3/10  3 (3A)  21 (29C)	Ignition: ON Hold each injector (one after another) into a container and, using the self-made test harness, manually activate the injector by connecting harness banana plugs to socket box sockets 3 (-) and 2 (+).	Injectors must spray evenly (Figure 1).	Replace defective injectors.

Hydraulic Test Program – Test (Injector Test)

Figure 1

Y62 Injector
Good spray pattern



P07.61-0542-02