

Hydraulic Test Program – Preparation for Test (Fuel Pump Test)

Connection Diagram – Delivery Test

- Connect socket box tester to engine control module (N3/10)

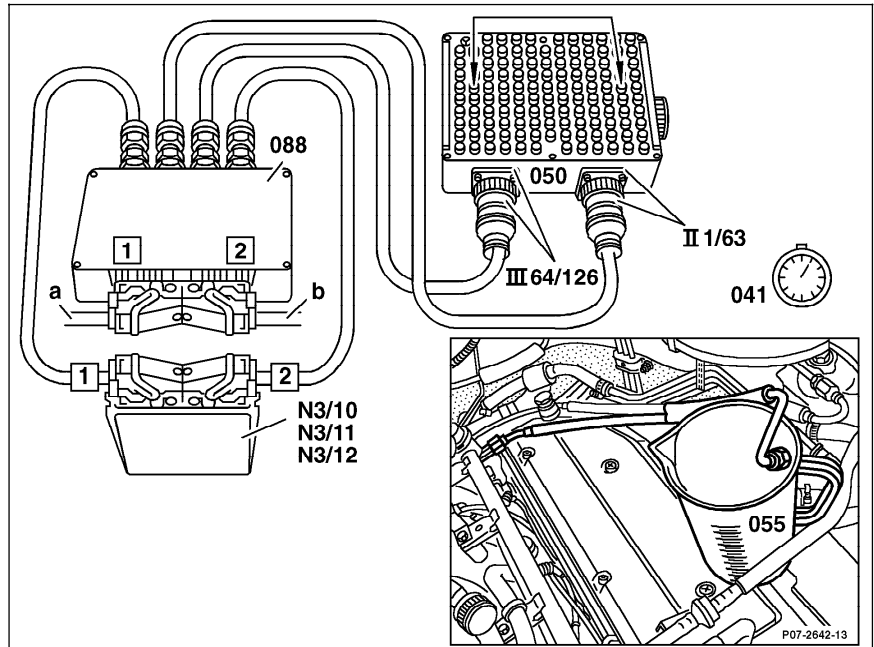


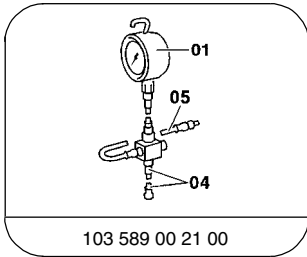
Figure 1

- 003 Digital multimeter
- 041 Stop watch
- 050 Socket box tester, 126 pole
- 055 Measuring glass
- 088 Test cable
- N3/10 Engine control module (ME-SFI)
- a Interior wiring harness
- b Engine compartment wiring harness

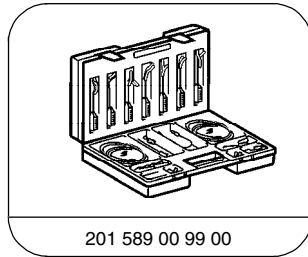
P07-2642-13
P07-6830-57

Hydraulic Test Program – Preparation for Test (Fuel Pump Test)

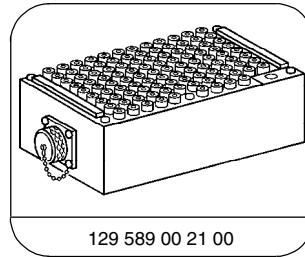
Special Tools



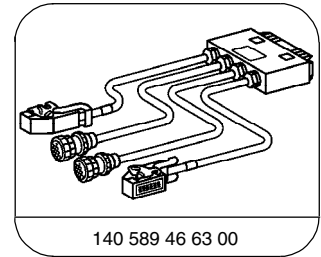
Tester



Electrical connecting set



126-pin socket box



Test cable, 117-pin

Conventional tools, test equipment

Description	Brand, model, etc.
Multimeter ¹⁾	Fluke models 23, 83, 85, 87
Stop watch	local purchase
Measuring glass (1 liter minimum)	local purchase

¹⁾ Available through the MBUSA Standard Equipment Program.