



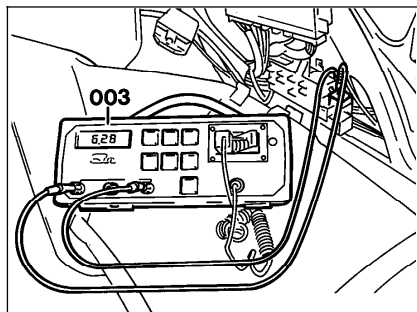


Hydraulic Test Program – Test (Fuel Pump Test)

⇒		Test scope	Test connection	Test condition	Nominal value	Possible cause/Remedy ¹⁾
1.0		Fuel pumps Delivery capacity	N3/10  26 (1.26) —  — 24 (1.24)	Disconnect fuel return hose from fuel line and place end in measuring glass. Ignition: ON	1 liter of fuel within 35 seconds.	Check fuel lines for restrictions (kinks and dents). Replace fuel filter, ⇒ 2.0
2.0		Fuel pumps Current draw Connect multimeter to sockets 1 and 3 (Figure 1)		Disconnect fuel pumps relay module (K27). Ignition: ON	4 – 9 A	Fuel pumps

¹⁾ Observe Preparation for Test, see 33.

Hydraulic Test Program – Test (Fuel Pump Test)



P07-2644-13

Figure 1
003 Multimeter