

Electrical Test Program – Preparation for Test

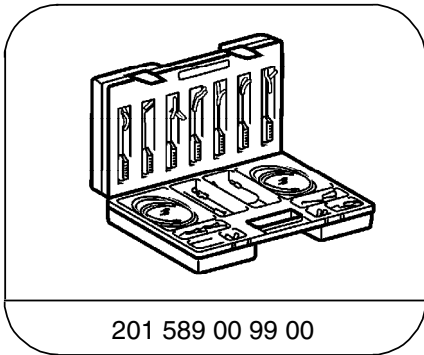
Preparation for Test:

1. Battery voltage 11 – 14 V.
2. Check fuses.
3. Systems and fluid levels are o.k.

Note:

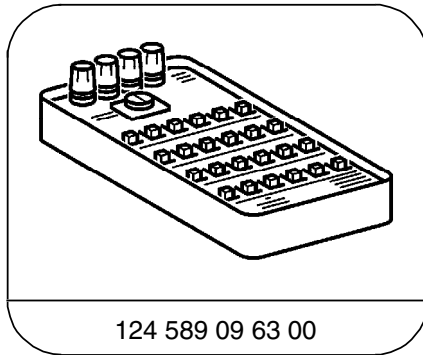
In order to avoid damage to the control modules listed in 23, please ensure that the ignition is **OFF**, prior to connecting or disconnecting any electrical leads.

Special Tools



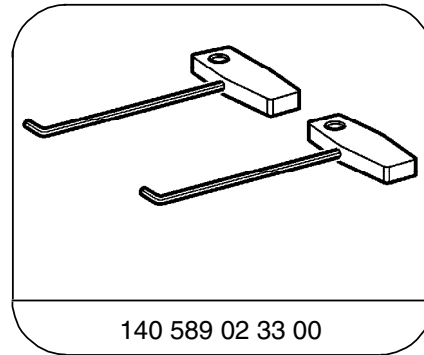
201 589 00 99 00

Electrical connecting set



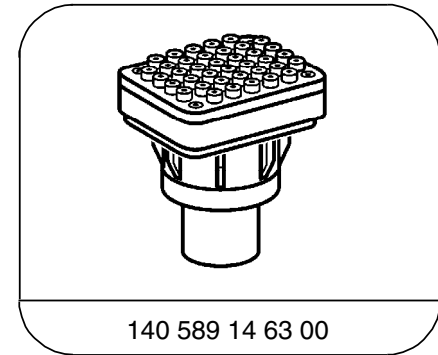
124 589 09 63 00

Ohm decade



140 589 02 33 00

Extraction hook



140 589 14 63 00

Adapter

Electrical Wiring Diagrams:

See Electrical Troubleshooting Manual, Model 202, Vol. 1, group 54

Conventional tools, test equipment

Description	Brand, model, etc.
Multimeter ¹⁾	Fluke models 23, 83, 85, 87
Signal generator ¹⁾	SUN DTR-8416

¹⁾ Available through the MBUSA Standard Equipment Program.