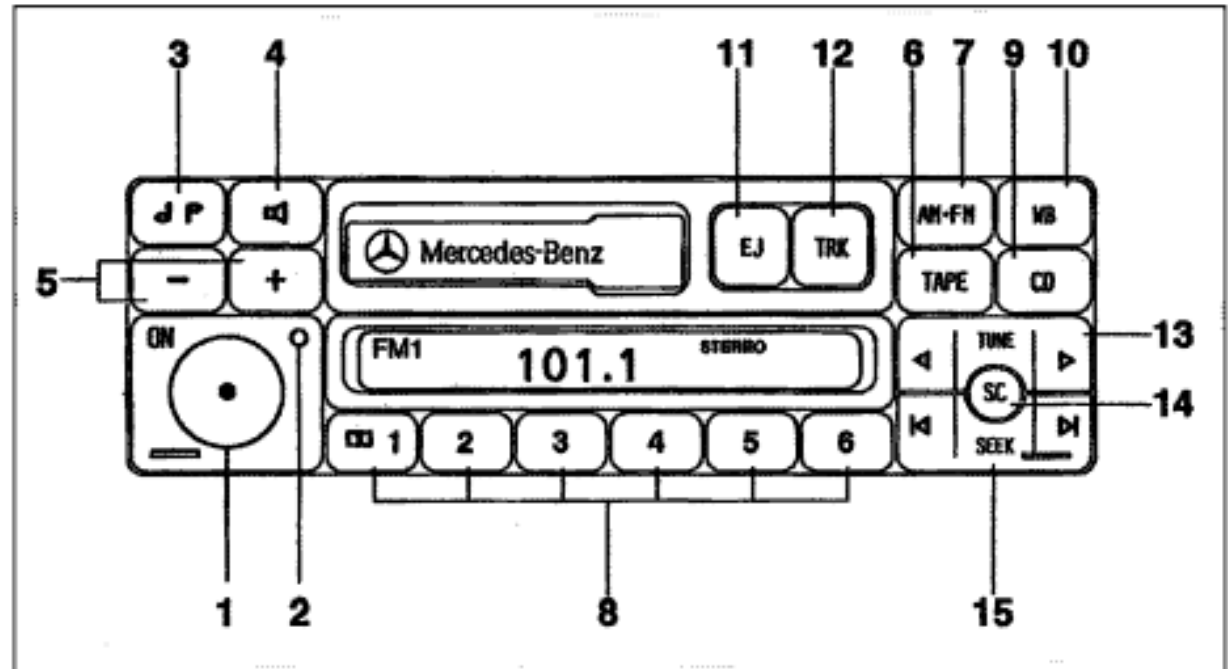


Diagnosis – Component Locations - Radio Faceplates

Figure 1 (as of M.Y. 1994)

- 1 On/Off switch, Volume control
- 2 Anti-theft indicator
- 3 Bass/Treble selector
- 4 Fader/Balance selector
- 5 Bass, Treble, Fader, Balance control
- 6 Tape mode selector
- 7 AM or FM band
- 8 Station memory/Disc selection buttons
- 9 CD mode selector
- 10 Weather band (WB)
- 11 Cassette eject button
- 12 Track selector
- 13 Manual tuning – Radio
- 14 Fast forward/Rewind – Cassette
- 15 Fast forward and Reverse – CD

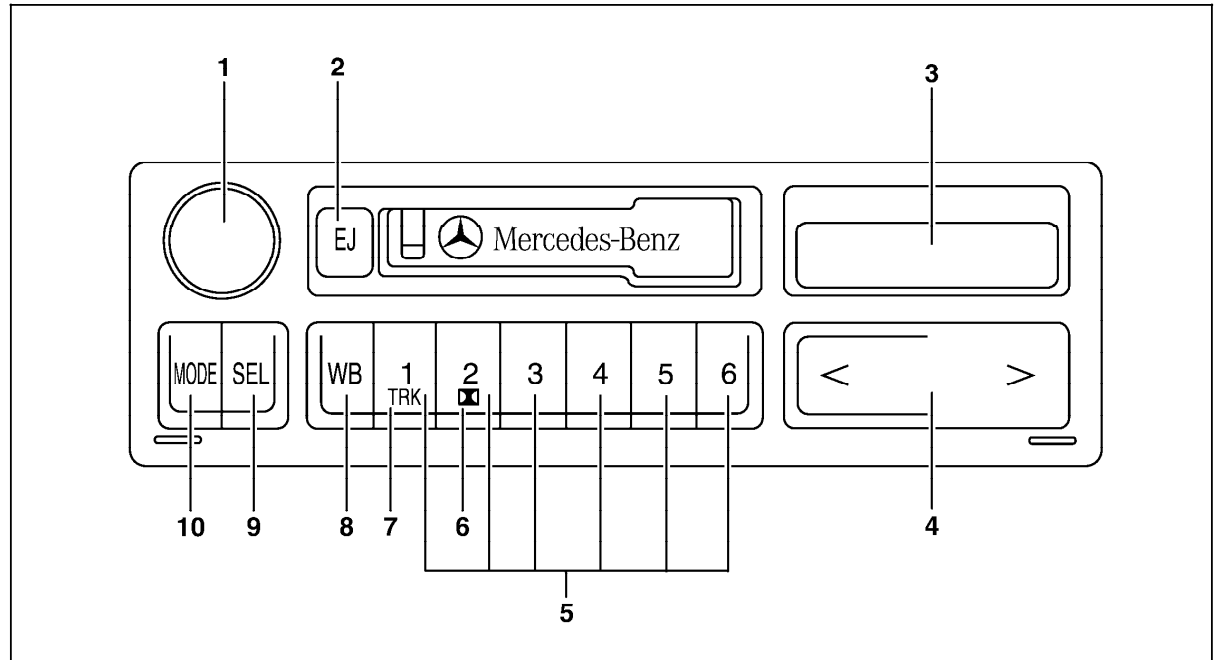


as of M.Y. 1994 radio faceplate

Diagnosis – Component Locations - Radio Faceplates

Figure 2 (Model 163 - Radio HI-Line)

- 1 On/Off switch, Volume control, Bass, Treble, Fader, Balance control
- 2 Cassette eject button
- 3 Display panel
- 4 Seek tuning – Radio, Cassette, Track seek – CD
- 5 Station memory/Disc selection buttons
- 6 Dolby noise reduction selector
- 7 Track selector
- 8 Weather band (WB)
- 9 Tone selection
- 10 AM or FM band, Cassette or CD

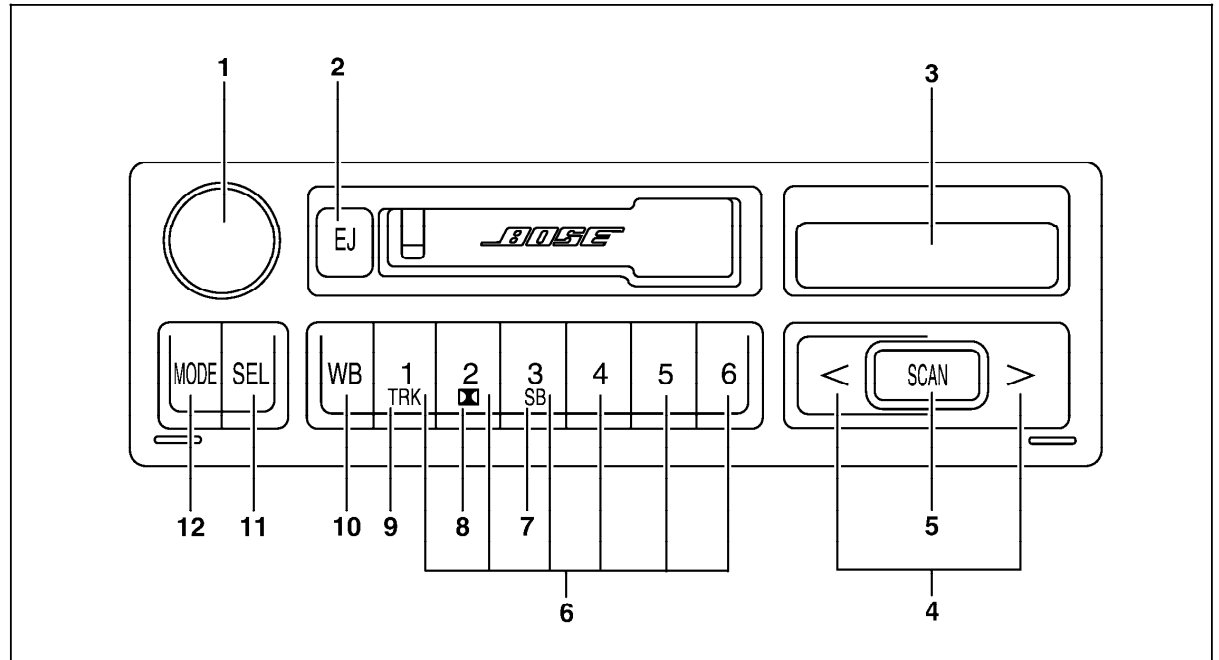


P82.60-0240-05

Diagnosis – Component Locations - Radio Faceplates

Figure 3 (Model 163 - Radio Premium)

- 1 On/Off switch, Volume control, Bass, Treble, Fader, Balance control
- 2 Cassette eject button
- 3 Display panel
- 4 Seek tuning – Radio, Cassette, Track seek – CD
- 5 Scan tuning – Radio, Cassette, CD
- 6 Station memory/Disc selection buttons
- 7 Blank tape skip
- 8 Dolby noise reduction selector
- 9 Track selector
- 10 Weather band (WB)
- 11 Tone selection
- 12 AM or FM band, Cassette or CD

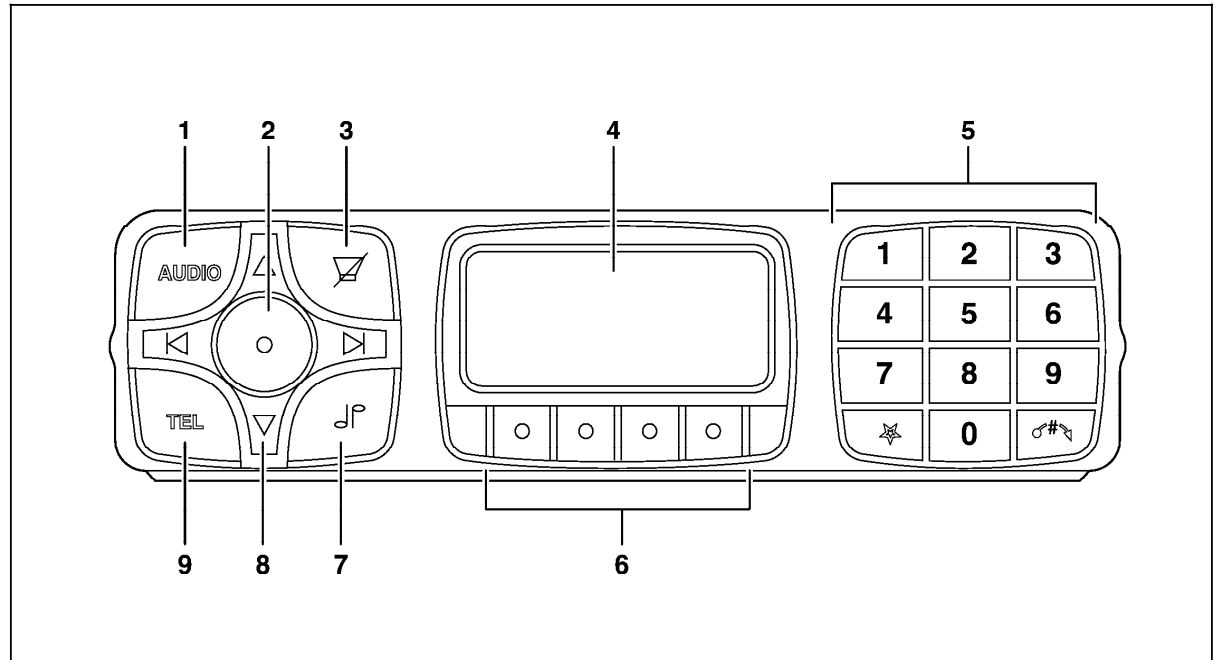


P82.60-0241-05

Diagnosis – Component Locations - Radio Faceplates

Figure 4 (as of M.Y. 1999 - Audio 30)

- 1 Radio mode selector
- 2 On/off, volume
- 3 CD mode selector
- 4 Display panel
- 5 Alphanumeric keypad for station storage, frequency entry and optional telephone
- 6 Soft keys for radio band selection, tone controls, tape eject and scan
- 7 Tape mode selector
- 8 Tune
- 9 Telephone mode selector



P82.60-2005-05