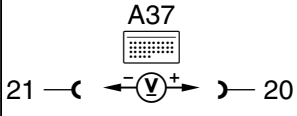
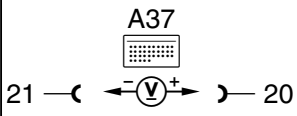



#### Electrical Test Program - Test (Backup Assist)

Test step	Test scope	Test connection	Test condition	Nominal value	Possible cause/Remedy
⇒ 1.0	<b>Starter lock-out/backup lamp switch (S16/1)</b>	 <p>A37 21 —( —( ←(V)→ —( —( )— 20</p>	Ignition: <b>ON</b>  Selector lever position: <b>N</b>   Selector lever position: <b>R</b>	<1 V    11 – 14 V	Wiring, ⇒ 1.1, PSE control module (A37 or A37/1).   Wiring, ⇒ 1.1, A37 or A37/1.
⇒ 1.1	S16/1	 <p>A37 21 —( —( ←(V)→ —( —( )— 20</p>	Disconnect PSE control module (A37 or A37/1) from  Ignition: <b>ON</b>  Selector lever position: <b>N</b>   Selector lever position: <b>R</b>	<1 V    11 – 14 V	Wiring, S16/1.   Wiring, S16/1.