

Electrical test program

Preparations for testing

Preparations for testing:

- Battery voltage > 11 volt
- Roll bar warning lamp (A1e29) comes on in instrument cluster.

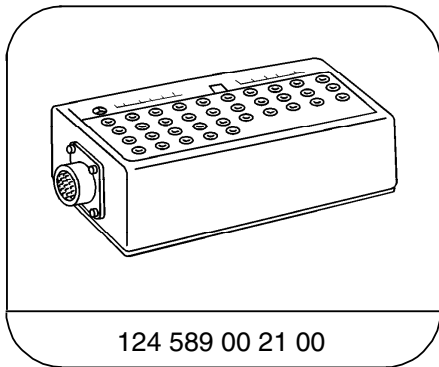
Electrical wiring diagram reference

See “Electric Troubleshooting Manual, Model 129”

Description:
Model 129

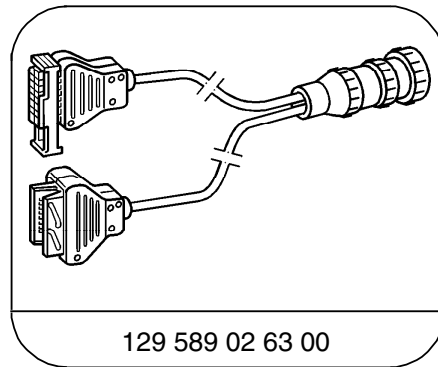
Functional group
06

Special Tools



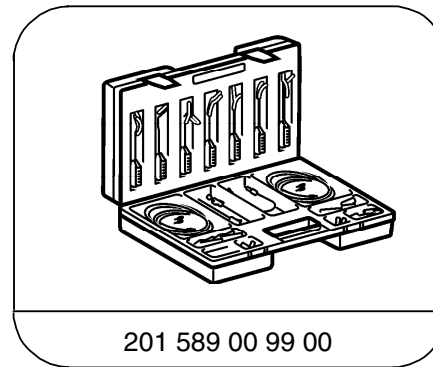
124 589 00 21 00

35-pin socket box



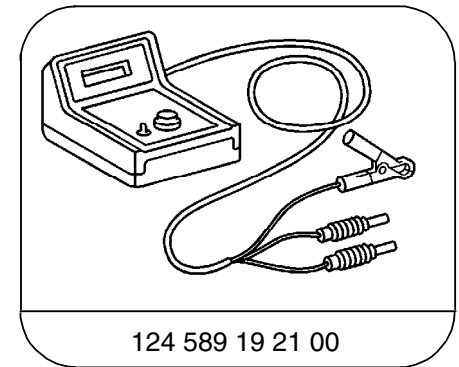
129 589 02 63 00

16-pin test cable



201 589 00 99 00

Electrical connecting set



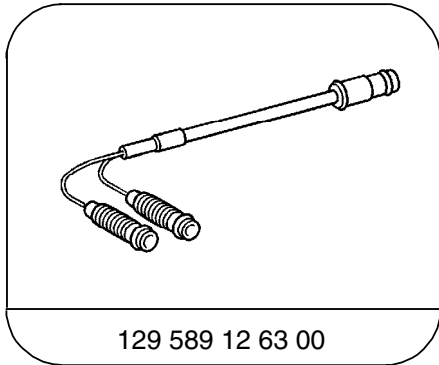
124 589 19 21 00

Pulse counter

Electrical test program

Preparations for testing

Special Tools



Test cable

Equipment

Description	Supplier
Multimeter	Fluke 23 DB Sun, DMM-5

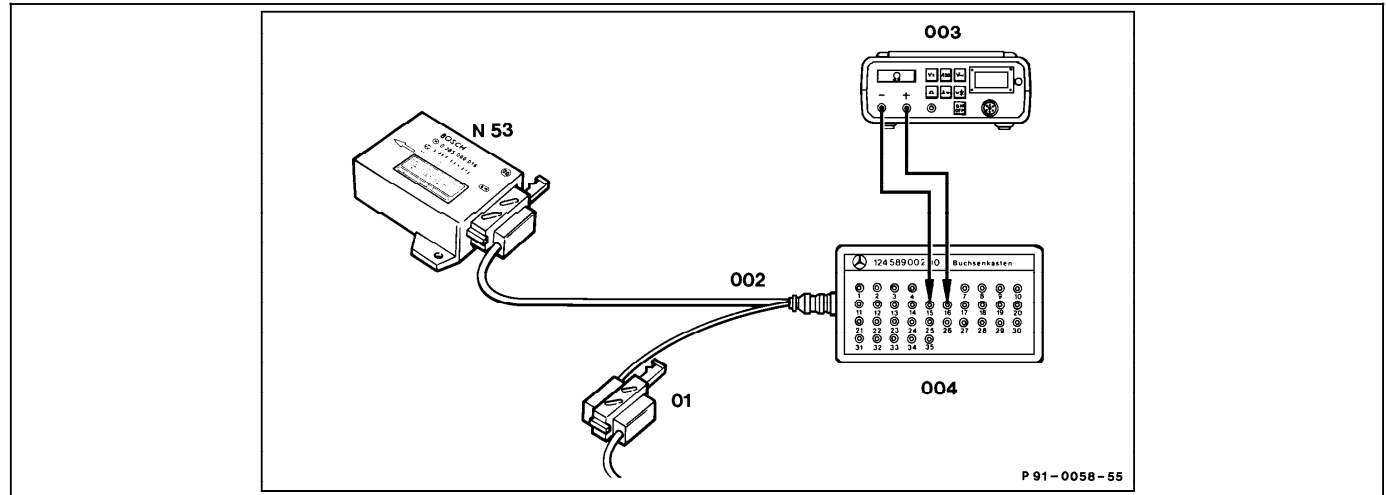
Electrical test program

Preparations for testing

Multimeter and socket box connection diagram

Figure 1

- N53 Roll bar control unit
- 01 Vehicle wiring harness (roll bar control unit)
- 002 Test cable 129 589 02 63 00 16-pole
- 003 Multimeter
- 004 Socket box 124 589 00 21 00



P91-0058-55