


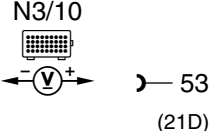
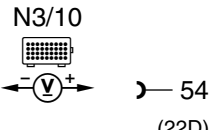
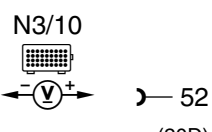
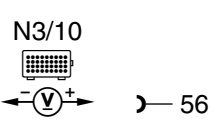
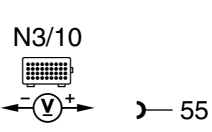
Electrical Test Program – Cruise Control (CC) Test** WARNING!**

Risk of severe injury when touching ignition parts which produce high voltages. Do not touch ignition components.

Persons with heart pacemakers are not to perform repairs on this type of ignition system.

1. Review 22 entirely.

Electrical Test Program – Cruise Control (CC) Test

⇒		Test scope	Test connection	Test condition	Nominal value	Possible cause/Remedy
1.0	P0 565	CC switch (S40) V Decelerate/set SP Memory recall B Accelerate/set A Off Control contact	N3/10  N3/10  N3/10  N3/10  N3/10 	Ignition: ON CC switch not activated. Decelerate activated. Memory activated. Accelerate activated. CC switch not activated. Off activated. CC switch not activated. CC switch in position: Activate decelerate/accelerate/memory/off	< 1 V 11 – 14 V 11 – 14 V 11 – 14 V 11 – 14 V < 1 V < 1 V 11 – 14 V	Wiring, S40