




Hydraulic Test Program – Test (Fuel Pump Test)

⇒		Test scope	Test connection	Test condition	Nominal value	Possible cause/remedy ¹⁾
1.0		Fuel pump Delivery capacity	N3/10  3 (3A) ————— 21 (29C)	Disconnect fuel return hose from fuel line and place end in measuring glass. Ignition: ON	1 liter of fuel within 35 seconds.	Check fuel lines for restrictions (kinks and dents). Replace fuel filter or fuel pressure regulator, check current draw (2.0 below).
2.0		Fuel pumps Current draw		Remove FP relay module (K27), located under right rear seat, connect multimeter on sockets 2 and 8. Ignition: ON	4 – 9 A	Fuel pump.

¹⁾ Observe Preparation for Test, see 33.